



**41st  
Annual Report  
2021-2022**



**MANIPUR RURAL BANK**

**(Empowering Manipur Every time, Everywhere)**

**HO : KEISHAMPAT, IMPHAL**

**Email : [mrbho.imphal@gmail.com](mailto:mrbho.imphal@gmail.com)**

**BALANCE SHEET AND PROFIT & LOSS ACCOUNT, 2021-2022  
(For the year ended 31.03.2022)**

*SPONSOR BANK :*  
**PUNJAB NATIONAL BANK**



# MANIPUR RURAL BANK

HEAD OFFICE : KEISHAMPAT, IMPHAL

## DIRECTORS' REPORT FOR THE YEAR 2021-22

The Board of Directors of Manipur Rural Bank have great pleasure in presenting the 41<sup>th</sup> Annual Report of the Bank with the Balance Sheet, Profit & Loss Account for the year ended 31<sup>st</sup> March, 2022.

### 1. BANK'S PROFILE :

In accordance with Regional Rural Banks Act, 1976, Manipur Rural Bank was established on 28<sup>th</sup> May, 1981 as a joint undertaking of Government of India, Government of Manipur and Punjab National Bank (Sponsor Bank) by contributing share capital at the ratio 50: 15: 35 respectively. The Bank started its operation with an objective of economic development of the rural people of the state, particularly the weaker sections by participating in different poverty alleviation programmes of Central & State Governments.

Punjab National Bank has sponsored 9 RRBs in 9 different states including Manipur Rural Bank. The other Eight RRBs are Dakshin Bihar Gramin Bank, Sarva Haryana Gramin Bank, Himachal Pradesh Gramin Bank, Punjab Gramin Bank, Prathma UP Gramin Bank, Assam Gramin Vikas Bank, Bangiya Gramin Vikas Bank and Tripura Gramin Bank. The Bank is categorized under scheduled banks and is authorized for all types of banking business under section 5(b) of Banking Regulation Act 1949. The Bank is rendering its service to meet all the banking requirements of the rural and urban areas. The Bank is also providing its services to non target group beneficiaries along with the target group beneficiaries.

### 2. STATE PROFILE :

Manipur is one of the states in the North Eastern India having total geographical area of 22,327 sq.km. The state has two distinct topographical zones namely hills and valley. Ninety percent of the total geographical area is covered by the hills. The central valley portion accounts only one-tenth of the geographical area and is divided into 5 districts. The state is bounded by Nagaland to the north, Mizoram to the south, and Assam to the west; Burma (Myanmar) lies to its east.

According to Census 2011 the population of the state is 27.22 lakh registering an increase of 4.28 lakh during the decade 2001-2011. Of the total population of the state 13.70 lakh were males and 13.52 lakh were females. Agriculture and allied activities is the single largest source of livelihood of rural folk. Paddy is the main crop grown. Other crops are wheat, pulses, maize etc. There are two modes of cultivation viz, punghul and transplantation of seeds. In the hill area Jhum and terraced cultivation are carried in the agricultural season. In general the land is cleared in the month of January and February. Crops are sown in May-June and harvesting starts in October and ends about in the early part of December. The soil is considered fit for all kinds of grain crops, vegetables and fruits. Fruits cultivated include pine-apple, arum, orange, apricot, oranges, lemons, mangoes etc. Every kind of vegetables like cabbage, carrot, radish, beetroot, turnip, ladies finger, pumpkin and pulses are grown and the yield is very good. Vegetables also include chilly, potato, cabbage, pea, brinjal and tomato. In general, the land is cleared in the month of January and February. Crops are sown in May-June and harvesting starts in October and ends about in the early part of December.



Handicrafts of Manipur have a unique place among the various crafts of the country due to having its own aesthetic and artistic value. Major Crafts having potential for investments are Cane and Bamboo Crafts, Pottery, Kauna (*Scripuslecustris*) craft etc.

### 3. SHARE CAPITAL / SHARE CAPITAL DEPOSIT:

The paid-up Share Capital of the Bank has become 73,12,26,360 at the end of the year, subscribed by Govt. of India, Govt. of Manipur and Punjab National Bank (Sponsor Bank) in the ratio of 50:15:35 respectively.

The paid up share capital received from share holders are as under:

A) From Govt. of India	:	₹ 365625 thousand
B) From Govt. of Manipur	:	₹ 255981 thousand
C) From Sponsor Bank (PNB)	:	₹ 109620 thousand
<hr/>		
Total	:	₹ 731226 thousand
<hr/>		

### 4. BRANCH NETWORK :

As on March, 2022 the Bank's network is 27 (twenty-seven) branches spread over 10 (ten) districts of the State, which can be viewed at a glance from Table 'A'. Out of 27 branches, 1 (one) branch is in urban area, 10 (ten) branches in semi-urban areas and 16 (Sixteen) branches in rural areas, of which 1 (one) branch i.e. Sapermaina branch under Kangpokpi district is not functioning for a long time for various reasons and is under process of reopening.

### 5. DEPOSITS :

The total deposits of the Bank which was ₹3807732 thousand as at the end of March 2021 has increased to ₹4329846 thousand as at the end of March 2022 as against DAP target of ₹4500000 thousand. The growth of deposits registered a net increase of ₹522114 thousand which is an increase of 13.71%. Deposit per branch stood at ₹166352 thousand and deposit per staff is ₹42449 thousand. Out of total deposits, 61.36% is Savings Bank deposit, 18.49% is Demand deposit, and 20.15% is Time deposits. The average cost of deposits has been worked out to be 3.21%.

## 6. BORROWINGS :

Borrowings from NABARD and Sponsor Bank are the other sources of fund for the bank besides deposits.

The position of outstanding borrowing as on 31.03.2022 is shown below :

(₹ in thousand)

INSTITUTION	As on 31.03.2022	As on 31.03.2021
NABARD	221654	127512
NSTFDC	3110	3939
Sponsor Bank	222318	17400
<b>Total</b>	<b>447082</b>	<b>148851</b>

An amount of ₹72.17 lakh has been paid as interest on borrowing. The average cost of the borrowing work out to be 2.94% p.a during the year under report as against 4.76% p.a during the previous year.

## 7. CASH AND BALANCES WITH BANKS :

The bank exercised utmost care to increase efficiency in fund management. Steps were taken to ensure maintenance of minimum cash balance at branches so that interest loss on idle cash is kept to the barest minimum. The following table shows the details of cash position and balance in current accounts for last three years.

(₹ in thousand)

Sl. No.	Particulars	2019-20	2020-21	2021-22
1.	Cash in hand (at the end of the year)	9002	8997	10417
2.	Average cash balance	12684	11707	15327
3.	Average cash balance as % to average deposits	0.44	0.35	0.43
4.	C/D balances at the end of the year			
	a) with R.B.I	119184	120684	183684
	b) with Sponsor Bank	251841	538192	553138
	c) with SBI	4128	11139	-184
	d) ICICI Bank	66	21	7
5.	a) FD with sponsor Bank	387544	326147	662200
	b) FD with other Banks	77074	23408	24305
6.	Income earned on Fixed deposits :	11962	12044	13439
7.	Income on CRR Balance	-	-	-

**8. INVESTMENT :**

The investment of the bank has been classified as HTM and AFS. The outstanding balance of investment as on 31.03.2022 stood at ₹1486395 thousand in various Govt. Securities, approved securities etc. The breakup of the SLR and Non SLR investment along with comparative position of the previous year is furnished here in below :

(₹ in thousand)

Investment	Outstanding Investment as on 31.03.2021	Outstanding Investment as on 31.03.2022
SLR HTM	332687	728220
SLR AFS	1198553	758175
Non SLR	-	-
<b>TOTAL</b>	<b>1531240</b>	<b>1486395</b>

**9. LOANS AND ADVANCES :****A. OUTSTANDING :**

The purpose wise breakup of outstanding loans / advances as on 31.03.2021 and 31.03.2022 is as under :

(₹ in thousand)

Sl. No.	Purpose	2020-21		2021-22	
		A/c	Amt.	A/c	Amt.
1.	Agriculture and allied Activities				
	a) Short term	10216	380253	10467	417700
	b) Medium term	4316	355274	4939	466485
2.	Industries & Rural artisan	2711	176706	2768	242359
3.	Retail trade & service sectors including SRTOs	9137	749174	10214	853809
4.	House Building Loans	109	99748	104	102052
5.	Education loan	4	1373	7	2154
6.	Other (NTG)	478	133426	483	136745
7.	Total	26971	1895954	28981	2221340
	Of which				
7.1	Target group	26493	1762528	28497	2084595
7.2	Non Target groups	478	133426	483	136744
7.3	SC/ST	2515	159494	2798	194383
7.4	Minorities	4238	239312	4571	283283
7.5	SF/MF/AL	14532	735527	15406	884185

7.6	Priority Sector	26500	1771032	28510	2085028
7.7	Non-Priority Sector	471	124922	471	136312
7.8	Priority sector advances as % of 8		93.41		93.87
8.	CD ratio		49.79		51.30

## B. DISBURSEMENT :

In fulfilment of the social obligations, the Bank continued to extend financial assistance to the weaker sections of the society, particularly small and marginal farmers, landless labourers, and small entrepreneurs. It has been making sincere endeavour to meet the credit needs of the people both under priority and non-priority sectors. The following table shows the details of loans disbursed during last two financial years:

(₹ in thousand)

Sl. No.	Purpose	2020-21		2021-22	
		A/c	Amt.	A/c	Amt.
1.	Agriculture & Allied activities				
	(i) Short term	1612	73846	538	30551
	(ii) Medium term	830	82350	1437	175629
2.	Industries & Rural Artisans	355	64124	786	121503
3.	Retail trade & Service Sectors including SRTOs	2896	155351	2067	212725
4.	House Building Loan	7	13852	11	17950
5.	Education loan	1	192	3	575
6.	Others (NTG)	107	31742	69	32742
7.	Total	5808	421457	4911	591673
	<i>Out of the total disbursement</i>				
	(a) to priority sector	5704	389815	4842	558933
	(b) to non-priority sector	104	31643	69	32742
	(c) to S/C & S/T	1048	61356	607	62167
	(d) to minorities	1265	83481	800	85353
	(e) to SF/MF/AL	2442	156196	1975	206180
	(f) to Govt. Sponsored Scheme				
	(g) % of priority sector disbursement to total disbursement		92.49%		94.47%

## 10. SELF-HELP GROUP :

The Bank has given special thrust for promotion and credit linkage of SHGs and involved all the branches in the process. As a result 786 nos. of SHGs were credit linked by the bank involving an amount of ₹ 121503 thousand during the reporting year. The bank so far could make deposit linkage with 16572 SHGs of which 8625 SHGs had been credit linked involving an amount of ₹ 550013 thousand. SHG accounts mainly covers women beneficiaries in the state.

**11. KISAN CREDIT CARD :**

During the year under report the Bank has issued KCCs to 538 nos. of farmers amounting to ₹ 30551 thousand involving different Farmers' Clubs. The bank has so far issued 24525 numbers of KCCs to small and marginal farmers involving an amount of ₹ 722985 thousand. The Bank has issued RuPay KCC cards to all the KCC account holders.

**12. IRAC NORMS :****A) Asset Classification**

In compliance to the RBI guidelines, the bank has classified its loans and advances portfolio as per IRAC norms and necessary provisions have been made. The position as on 31.03.2022 along with the corresponding figure as on 31.03.2021 and 31.03.2020 is furnished below:

(₹ in thousand)

Asset Classification	2019-20	2020-21	2021-22
Standard	1310028	1351977	1831585
Sub Standard	127825	253076	101743
Doubtful	194742	290901	288012
Loss Assets	0	0	0
Total NPA	322567	543977	389755
Total Advance	1632595	1895954	2221340

**(B) Provisioning :**

(₹ in thousand)

Asset Classification	2019-20	2020-21	2021-22
Standard	3606	4259	4772
Sub Standard	18914	37777	21721
Doubtful	83059	98363	135010
Loss Asset	0	0	0
Total	105570	136140	161504

**13. RECOVERY OF LOANS :**

The Bank could recover ₹625812 thousand as against last year's recovery of ₹584746 thousand comprising 64.87 % of the total demand against 61.23 % of the last year. Details of Demand, Collection and Balance can be viewed from Table "B". During this financial year, the Bank has given top priority to NPA Recovery and tried to arrest further generation of fresh NPA.

**AGE WISE CLASSIFICATION OF OVERDUES :**

(₹ in thousand)

	Total Advance	Farm Sector	Non-Farm Sector
(a) Less than one year	223638	25105	217104
(b) 1 to 2 years	332504	116191	204358

(c) 2 to 3 years	44384	21915	18662
(d) 3 to 5 years	31415	12912	16962
(e) 5 to 8 years	6986	4956	762
(f) Over 8 years	0	0	0
Total	638927	181079	457848

#### 14. NPA MANAGEMENT :

The details of asset classification into Standard, Sub-standard, Doubtful and Loss assets can be viewed from Table "B" under the Head "Asset Classification".

The quantum of NPAs and recovery there against for the current year and previous year are given below :

(₹ in thousand)

	2021-22	2020-21
i) Gross NPA at the beginning of the year	543977	322567
ii) Total reduction during the year	196897	115942
Under which		
a) Cash recovery	86133	83134
b) Up gradation	105799	30270
c) compromise settlement	4965	2538
iii) Addition of fresh NPA during the year	42675	337352
iv) NPA at the end of the period	389755	543977
v) Provision held against NPAs	156731	136140
vi) % of Gross NPA to total advance	17.55%	28.69%
vii) Total advance outstanding	2221340	1895954
a) Standard	1831585	1351977
b) Sub Standard	101743	253076
c) Doubtful I	96509	113254
d) Doubtful II	140046	139973
e) Doubtful III	51457	37674
f) Loss Assets	0	0
viii) Net NPA	233024	407837
ix) Net advance	2064609	1759814
x) % of Net NPA to net advance	11.29%	23.18%

#### 15. Prime Minister Jan Dhan Yojana :

The bank has been allotted 46 SSAs covering 226 villages having 58439 households and 78 wards having 18180 households in the state under Pradhan Mantri Jan-Dhan Yojana.





The bank is also a leading bank in the enrolment of three social security schemes in Manipur. The performance of the Bank under PMJDY as on 31.03.2022 are as follows :-

PMJDY - 219377

PMSBY - 57701

PMJJBY - 20205

APY - 3272

## 16. PROFITABILITY :

Comparative position of Bank's income and expenditure, year wise, is furnished below :

(₹ in thousand)

	PROFITABILITY ANALYSIS :	2019-20	2020-21	2021-22
1	Interest paid on			
	(a) Deposits	109505	127895	114130
	(b) Borrowings	8749	4185	7217
2	Salary	162289	132990	168840
3	Other operating Expenses	69272	48986	84713
4	Provisions made during the year			
	(a) Against Standard Assets	463	651	513
	(b) Against NPAs	20000	34177	20591
	(c) Other provisions	3981	20000	—
	(d) Amortisation	3824	760	—
5	Interest received on			
	(a) Loans & Advances	138159	154182	161719
	(b) Current A/C with banks SLR Invt./ Money at Call/TDR with Sponsor bank	17052	15385	17522
	(c) Approved Securities			
	SLR Investments :	88519	95636	124306
6	Misc. Income	78495	52962	57232
7	Profit / Loss	-27590	-51479	-35225

## 17. FINANCIAL RATIOS :

(₹ in thousand)

ITEM	2020-21	2021-22
Average Working Fund	3947402	4830695
i) Financial Return	6.70	6.28
ii) Financial Cost	3.35	2.51
iii) Financial Margin	3.35	3.77

iv) Operating Cost (% to W/F)	5.13	5.26
v) Miscellaneous Margin (% to W/F)	1.34	1.18
vi) Operating Result	-0.44	-0.31
vii) Risk Cost (% to W/F)	0.88	0.44
viii) Net Margin	-1.32	-0.75

## 18. TRANSFER PRICE MECHANISM (TPM)

The transfer price mechanism was revised by the bank during the year with the approval of the Board of Directors of the Bank. The subsidy for T.P.M. is enumerated below :

### Interest subsidy to be received by branches from Head Office :

- i) 220% of INTEREST PAID TO SB Accounts
- ii) 130% of INTEREST PAID TO TD Accounts
- iii) 5% per annum on average balance on current accounts and average credit balance in cash credit/ Overdraft accounts
- iv) 20% of the recovery from NPA accounts
- v) 100% of the recovery from shadow accounts

### INCENTIVES to be received by Branches from Head Office

- i. 2.50% of disbursement of housing loans
- ii. 3.00 % of disbursement of Mudra (Tarun Category) loans by all types of business units

### COMPENSATION for newly opened branches to be received by Branches from Head Office :

- i. 100% During 1st year of Cost incurred on Establishment, Rent on Office Premises, Depreciation on Fix Assets of Newly opened Branch
- ii. 75 % During 2nd year of Cost incurred on Establishment, Rent on Office premises, Depreciation on Fix Assets of Newly opened Branch
- iii. 50 % During 3rd year of Cost incurred on Establishment, Rent on Office premises, Depreciation on Fix Assets of Newly opened Branch

### Interest subsidy to be paid by branches to the Head Office :

- i) 25% of the interest earn on loan & advances
- ii) 5% per annum on the average cash in hand
- iii) 10% per annum on the average balance in Bank accounts

## 19. ACHIEVEMENT UNDER DAP/MoU :

The Bank had prepared Sustainable Viability Plan in consultation with Punjab National Bank (Sponsor Bank) during the year 2021-22.



The important targets under DAP 2021-22 based on the business Plan vis-à-vis the actual achievements as at the end of the year are given below :

(₹ in thousand)

Particulars	Targets	Achievement
1. CAPITAL		
1.1 Issued Share Capital	—	731226
2. DEPOSIT	4500000	4329846
Growth (%)	23.29	13.71
2.1 Demand Deposits	-	-
(%) share	-	-
2.2 Savings Deposits	-	-
(%) share	-	-
2.3 Term Deposits	-	-
(%) share	-	-
3. BORROWINGS	—	-
4. ADVANCES	2550000	2221340
GROWTH (%)	24.69	17.16
4.1 Priority Sector	2300000	2085028
4.2 Non-Priority Sector	250000	136312
5. INVESTMENTS	-	-
5.1 SLR-Investment	-	-
% to total deposits	-	-
5.2 Non-SLR Investment	-	-
% to total deposits	-	-
6. PROFIT (+) / LOSS (-)	50000	(-)35225
7. ACCUMULATED LOSSES	515818	601044

## 20. INTEREST RATES :

The prevailing interest rates of the Bank on deposits and advances are given below (% p.a.):

Sl. No.	Period of Deposit	Rate	
		Other than Sr. Citizen	Rate for Sr. Citizen
1.	7 Days to 14 Days	3.50	3.50
2.	15 Days to 29 Days	3.50	3.50
3.	30 Days to 45 Days	3.50	3.50
4.	46 Days to 60 days	3.75	3.70
5.	61 Days to 90 Days	4.50	4.50
6.	91 Days to 180 Days	4.00	4.00
7.	181 days to 269 Days.	4.50	4.50
8.	270 Days to less than 1 Year	4.75	4.75



9.	1 year	5.00	5.50
10.	Above 1 Year to less than 2 Years	5.75	6.25
11.	2 years to less than 3 years	5.50	6.00
12.	3 years and above	5.25	5.75

**\*Additional rates of interest of 0.50% applicable for senior citizens for deposits of 1 year and above.**

Aforementioned rates will be applicable to fresh deposits as well as on renewal of matured deposits and rates are subject to revision at any time.

Additional interest at the following rates may be allowed to the depositors belonging to the categories mentioned below :

- i) Staff : 1.00% over normal rate
- ii) Ex-Staff (Senior Citizen) : 1.50% over normal rate

**Penal charges for pre-mature withdrawal of Term Deposits :**

Sl. No.	Particulars	Penal Charges
i	Terms Deposits remained with the Bank for less than 07 days	No interest payable
ii	Term Deposits closed prematurely	1% penalty on the rate applicable for the period the deposit remained with the Bank
iii	Premature closure of Term Deposits for re-investment in our Bank for a period not less than the remaining term of the original deposit	No penalty.
iv	Premature closure of Term Deposits for re-investment in our Bank for a period shorter than the residual period of original deposit	1% penalty

**\* Note :** Additional interest rate of 1.00% per annum will be paid to employees / retired employees and spouses of deceased employee or retired deceased employee.

\* Ex-employees who were compulsorily retired, dismissed or removed from bank's services as a measure of disciplinary action or even resigned from bank's services will not be eligible to the above benefits.

**Inter-set rate on Saving Bank Deposits**

Sl. No.	Existing	Revised
i)	3% p.a.	3% p.a.

## 2. Rate of interest on Loans and Advances

Sl. No.	Applicable MCLR Benchmark	Applicable MCLR
1	Overnight MCLR-i.e. MCLR-D	8.30%
2	1 month MCLR-i.e. MCLR-M	8.35%
3	3 months MCLR-i.e. MCLR-Q	8.40%
4	6 months MCLR-i.e. MCLR-H	8.45%
5	1 year MCLR-i.e. MCLR-Y	8.50%

Under MCLR regime, the spread includes (i) business strategy premium and (ii) credit risk premium. The spread specified for one year MCLR benchmark i.e. MCLR-Y will also be applicable to other MCLR benchmark as per the Risk Rating Any concession in the interest rate under MCLR system can be given by the competent authority as per guidelines in Bank's extant Lending Policy.

Sl. No.	Scheme type	Rate of Interest	Scheme code
<b>A</b>	<b>Agriculture Advance</b>		
i.	Loan limit up to ₹ 50,000/-	MCLR-Y + 2.5 % i.e. 11%	LA103,
ii.	Loan limit above ₹ 50,000/- to ₹ 2,00,000/-	MCLR-Y + 3.0 % i.e. 11.5%	LA104,
iii.	Loan limit above ₹ 2,00,000/- to ₹ 10,00,000/-	MCLR-Y + 3.5 % i.e. 12%	LA121,
iv.	Loan limit above ₹ 10,00,000/- to ₹ 25,00,000/-	MCLR-Y + 4.0 % i.e. 12.5%	LA105,
v.	Limit above ₹ 25.00 lacs		LA116,
a.	MRBCR0	MCLR-Y + 2.5 % i.e. 11%	LA124,
b.	MRBCR1	MCLR-Y + 3.0 % i.e. 11.5%	LA125,
c.	MRBCR2	MCLR-Y + 3.5 % i.e. 12%	OD003,
d.	MRBCR3	MCLR-Y + 4.0 % i.e. 12.5%	CCAGR,
e.	MRBCR4	MCLR-Y + 4.5 % i.e. 13%	LA123,
f.	MRBCR5	MCLR-Y + 5.5 % i.e. 14%	CCAKC

### Note :

I. Bank will charge interest on all direct agricultural advances on half-yearly basis. However, interest on current dues, i.e. Crop Loans & Instalments not falling due in respect of Term Loans should not be compounded.

II. When Crop Loan or instalment under Term Loan becomes overdue, outstanding interest to be added to the principal and interest would be compounded. However, total interest debited to an account should not exceed the principal amount in respect of Short Term Agricultural Advances to Small & Marginal Farmers.

III. In case of Short Term Production Credit up to ₹ 3.00 Lakh, the applicable rate of Interest shall be 7% payable as per norms on due date. Branches will prepare half-yearly statement of actual disbursement/drawal of crop loan and calculate Interest Subvention @ 2.00% p.a. and submit to H.O. as per extant H.O. Circular. Concession in Rate of Interest by 3.00% for timely repayment of bank dues in terms of Government directives will also continue. However, if the loan is not repaid within the due date (overdue accounts with limit up to ₹ 3.00 Lakh), normal rate of interest (MCLR linked loan quantum wise rate) for agricultural advances after due date till recovery will be applicable.

<b>B</b>	<b>Advance to MSME (TL/CC)</b>		LA210, LA215, LA206, LA204, LA207, LA218, LA410, LASEC, CCOTH, CC002, CC112, CC110, SBREG, SB201, SBFIG
i.	Loan limit up to ₹ 2,00,000/-	MCLR-Y + 3.5 % i.e. 12%	
ii.	Loan limit above ₹ 2,00,000/- to ₹ 10,00,000/-	MCLR-Y + 4.0 % i.e. 12.5%	
iii.	Loan limit above ₹ 10,00,000/- to ₹ 25,00,000/-	MCLR-Y + 4.5 % i.e. 13%	
iv.	Limit above ₹ 25.00 lacs		
a	MRBCR0	MCLR-Y + 2.5 % i.e. 11%	
b	MRBCR1	MCLR-Y + 3.0 % i.e. 11.5%	
c	MRBCR2	MCLR-Y + 3.5 % i.e. 12%	
d	MRBCR3	MCLR-Y + 4.0 % i.e. 12.5%	
e	MRBCR4	MCLR-Y + 4.5 % i.e. 13%	
f	MRBCR5	MCLR-Y + 5.5 % i.e. 14%	

<b>C</b>	<b>Term Loan/Cash Credit (Non schematic and Non priority )</b>		
i.	Loan limit up to ₹ 50,000/-	MCLR-Y + 3.5 % i.e. 12%	
ii.	Loan limit above ₹ 50,000/- to ₹ 2,00,000/-	MCLR-Y + 4.5 % i.e. 13%	
iii.	Loan limit above ₹ 2,00,000/- to ₹ 10,00,000/-	MCLR-Y + 5.0 % i.e. 13.5%	
iv.	Loan limit above ₹ 10,00,000/- to ₹ 25,00,000/-	MCLR-Y + 5.5 % i.e. 14%	
v.	Limit above ₹ 25.00 lacs		
a	MRBCR0	MCLR-Y + 3.5 % i.e. 12%	
b	MRBCR1	MCLR-Y + 4.0 % i.e. 12.5%	
c	MRBCR2	MCLR-Y + 4.5 % i.e. 13%	
d	MRBCR3	MCLR-Y + 5.0 % i.e. 13.5%	
e	MRBCR4	MCLR-Y + 5.25% i.e. 13.75%	
f	MRBCR5	MCLR-Y + 5.5 % i.e. 14%	

<b>D</b>	<b>Housing Loan Scheme</b>		
i.	MRB HOUSING LOAN SCHEME(FLOATING) ( Irrespective of amount and repayment period )	MCLR-Y + 1.5 % i.e. 7%	TLP HL, LAAHL

Note :

For MRB Staff Housing Loan Scheme applicable rate of interest shall be 6.5% per annum (fixed) upto ₹ 40 lacs and 7% per annum (fixed) above ₹ 40 lacs with simple interest	TL SHS,
----------------------------------------------------------------------------------------------------------------------------------------------------------------------------	---------



<b>E</b>	<b>Loan to SHG (Floating)</b>		CC102, CC103, LA222,
i.	Loan limit up to ₹ 2,00,000/-	MCLR-Y + 3.0 % i.e. 11.5%	
ii.	Loan limit above ₹ 2,00,000/- to ₹ 10,00,000/-	MCLR-Y + 3.5 % i.e. 12%	
iii.	Loan limit above ₹ 10,00,000/- to ₹ 25,00,000/-	MCLR-Y + 4.0 % i.e. 12.5%	
iv	Limit above ₹ 25.00 lacs		
a	MRBCR0	MCLR-Y + 2.5 % i.e. 11%	
b	MRBCR1	MCLR-Y + 3.0 % i.e. 11.5%	
c	MRBCR2	MCLR-Y + 3.5 % i.e. 12%	
d	MRBCR3	MCLR-Y + 4.0 % i.e. 12.5%	
e	MRBCR4	MCLR-Y + 4.5 % i.e. 13%	
f	MRBCR5	MCLR-Y + 5.5 % i.e. 14%	

Note:

<i>In case of loans up to ₹ 3.00 Lakh sanctioned to NULM/NRLM (Imphal East and Chandel District) compliant women SHGs the applicable rate of interest shall be 7.00% (fixed). In case the borrower fails to repay the loan instalments in time and the account becomes overdue, normal rate of interest as mentioned in the above table shall be applicable.</i>			LASG7 LA405, CC102, CC103,
------------------------------------------------------------------------------------------------------------------------------------------------------------------------------------------------------------------------------------------------------------------------------------------------------------------------------------------------------------------	--	--	-------------------------------------

<b>F</b>	<b>Loan to Anganwadi workers &amp; Helpers</b>	MCLR-Y + 4.5 % i.e. 13%	LA519
<b>G</b>	<b>Loan against own Term deposits of the Bank.</b>		LA602, OD002, LA008
i	Loan to deposit holder	1% above interest on concerned deposit	
ii	Loan against third party deposit having minimum margin 25%	2% above interest on concerned deposit subject to minimum of MCLR-Y	
<b>H</b>	<b>Loan against NSC,KVP ,IVP and LIC policy</b>	MCLR-Y + 3.5 % i.e. 12%	LA403
<b>I</b>	<b>Personal Loan /Consumer durables loan</b>	MCLR-Y + 4.5 % i.e. 13%	TLPCL, LA518
<b>J</b>	<b>MRB car loan</b>		
i.	Staff	MCLR-Y + 3.0 % i.e. 5.5%	TLSVL,
ii.	Other than staff	MCLR-Y + 1.0 % i.e. 7.5%	TLPVL
<b>K</b>	<b>Clean Overdraft</b>		
i.	Staff	MCLR-Y + 0.0 % i.e. 8.5%	ODSCL
ii.	Other than staff	MCLR-Y + 6.5% i.e.15%	ODGEN
<b>L</b>	<b>Loan to Landlord of Branch premises</b>	MCLR-Y + 4.5 % i.e. 13%	LA502
<b>M</b>	<b>Education loan</b>		TLRED
i	Upto ₹ 7,50,000/-	MCLR-Y + 1.0 % i.e. 9.5%	
ii	Above ₹ 7,50,000/-	MCLR-Y + 1.5 % i.e. 10%	
iii	Concession for girl student	0.50 % from card rate	

## 21. HUMAN RESOURCE DEVELOPMENT:

### A. TRAINING :

During the year under report, Officers and clerks participated in different training programmes. The details of the training programmes are given hereunder :

SI No	Particular of training programme	Institute	Period		No. of participant
			From	To	
1	Induction Programme CRP-IX IBPS	MRB	30.07.2021	04.08.2021	12
2	Training on Sustainable Rural Livelihood	NABARD	23.08.2021	25.08.2021	4
3	Training of RRB Staff Dealing with Treasury	PNB	21.03.2022	21.03.2022	2
4	NABARD Workshop on Internal Checks & Control and KYC-AML for RRBs and STCB of NE region	NABARD	23.03.2022	23.03.2022	5
5	Adoption of BHIM Aadhar Pay for MFI EMI collection	NPCI	23.03.2022	23.03.2022	3
6	Training with Nodal Officers of RRBs-Data Sharing of PMSBY & PMJJBY	Ministry of Rural development	23.03.2022	23.03.2022	1
	Total				27

## 22. MANPOWER :

The man-power of the bank consists of 65 officers, 30 Office Assistants and 07 Office Attendants of which the number of employees belonging to Scheduled castes and Scheduled tribes are given below:

Category	31.03.2021	31.03.2022
Officer Scale - III	0	0
Officer Scale - II	16	16
Officer Scale - I	47	49
Clerk	24	30
Messenger	9	7
<b>Total</b>	<b>96</b>	<b>102</b>



*Out of which*

Male	69	70
Female	27	32
Scheduled caste	08	09
Scheduled tribe	17	16

## 23. INDUSTRIAL RELATIONS :

The bank is maintaining a very cordial relationship with the officers and employees and the overall industrial relations in the Bank remained peaceful.

## 24. COMPUTERISATION :

In keeping with the recommendations of the Group on Technology Up gradation of RRBs constituted by RBI, the bank has achieved the status of 100% migration to CBSplatform on 13<sup>th</sup> August 2011. The Bank has migrated to Finacle 10x from Finacle 7x on 13th March 2021. All the branches of the bank are working on CBS platform.

The bank has implemented NEFT and RTGS facilities through Sponsor Bank i.e. Punjab National Bank and our bank is allotted one IFS code that is PUNB0RRBMRB . This IFS Code is common for all our branches. The bank has also started AEPS and E-KYC through Micro ATMs/HHD of its Bank Mitrs which enables the bank to provide door step banking to all its service areas. Bank has the service of RuPay Debit Cards and Rupay KCC Cards. As on date 216485 RuPay Debit Cards and 10471 RuPay KCC Cards (100% KCC Cards issuance) have been issued. The bank is actively participating in digital Payments Systems through RuPay Debit Cards, E-Commerce, AEPS, IMPS and UPI. The bank has two AEC (Aadhaar Enrolment Centre) one at Wangjing Branch and another at Porompat Branch. The bank has been licensed by UIDAI as AUA/KUA and provides Aadhaar authentication/Payment services for E-kyc both at Branch and Micro ATM's.

## 25. HOUSE KEEPING :

Balancing of Deposit and Loan Accounts has been completed up to 31.03.2022 in all branches. Reconciliation of Inter Branch Accounts and Bank Accounts maintained with PNB/SBI/RBI/ICICI has been completed up to date.

## 26. AUDIT AND INSPECTION :

During the period under report, the Inspection cell of the Bank conducted Internal Inspection of 26 branches with the help of Bank's own officers besides the Chairman and Senior Officials of the bank are undertaking surprise visits of the branches at frequent intervals.

## 27. BOARD OF DIRECTORS' MEETING:

During the Calendar year 2021, altogether 6 (six) meetings of Board of Directors were held. During the year under report Shri C. M. Samuel, AGM, Reserve Bank of India Imphal, Shri Mangta Shoute, AGM, Reserve Bank of India, Smt. Anna Arambam, Director Institutional Finance, Govt. of Manipur and Shri Sanjit kumar, Deputy Director, Institutional Finance, Govt. of Manipur ceased to be Directors of the Bank.



The Board of Directors records with deep appreciation the valuable services and guidance extended by the outgoing Directors.

At the same time, a warm welcome is extended to Shri T Lhungdim DGM Reserve Bank of India, Imphal. Shri Chingthangkomba Meitei, Deputy Director, Institutional Finance, Govt. of Manipur and Shri Sunil Agrawal, General Manager, ZO, Kolkata, Punjab National Bank as new Directors.

### **ACKNOWLEDGEMENT**

The Board of Directors of the Bank expresses its deep and sincere gratitude to the Govt. of India, RBI, NABARD, Punjab National Bank (Sponsor Bank) and the State Govt. for their valuable guidance, support, help and co-operation.

The Board of Directors acknowledges the trust and support which valuable customers and well-wishers have shown in favour of the Bank and solicit continuous well-wishing and patronage in the days to come.

The Board of Directors expresses thanks to Deoki Bijay & Co. the Statutory Central auditor of the Bank for undertaking audit for the year 2021-22 ended on 31<sup>st</sup> March, 2022 and for completing the task of auditing as per schedule.

The Board of Directors records its appreciation for the sincere services rendered by all categories of staff towards the overall development and progress of the bank as well as rural masses of the state.

***For and on behalf of the Board of Directors***

**(Shri Samarendu Samal)**  
**CHAIRMAN**



TABLE "A"

## AREA OPERATION OF THE BANK: MANIPUR STATE

IMPHAL WEST DISTRICT	
1.	Imphal branch
2.	Kwakeithel branch
3.	Hiyangthang branch
4.	Lamphel branch
5.	Singjamei branch
6.	Naoremthong branch
7.	Khumbong branch
IMPHAL EAST DISTRICT	
8.	Kongba Bazaar branch
9.	Pangei branch
10.	Lamlong branch
11.	Porompat branch
12.	Lamlai branch
THOUBAL DISTRICT	
13.	Lilong branch
14.	Wangjing branch
15.	Yairipok branch
16.	Sangaiyumpham branch
KAKCHING DISTRICT	
17.	Kakching branch
BISHNUPUR DISTRICT	
18.	Nambol branch
19.	Kumbi branch
20.	Moirang branch
21.	Bishnupur Branch
TENGNOUNPAL DISTRICT	
22.	Tengnoupal Centre branch
KANGPOKPI DISTRICT	
23.	Sapermeina branch*
UKHRUL DISTRICT	
24.	Litan branch
NONEY DISTRICT	
25.	Nungba branch
26.	Noney branch
CHURACHANDPUR DISTRICT	
27.	Churachandpur branch

\*Non-functional


**TABLE "B"**
**PERFORMANCE OF THE BANK AT A GLANCE**
*(amt. in thousand)*

		2019-20	2020-21	2021-22
<b>A.</b>	<b>KEY PERFORMANCE INDICATORS:</b>			
1	No. of district covered	10	10	10
2	No. of Branches	27	27	27
	(a) Rural	16	16	16
	(b) Semi Urban	10	10	10
	(c) Urban	1	1	1
	(d) Metropolitan	0	0	0
3	Total Staff (Excluding Sponsor Bank )	97	96	102
	Of which Officers	59	59	65
4	Deposits	3138030	3807732	4329846
	Growth %	6.22	21.34	13.71
5	Borrowing Outstanding	291795	148852	447082
6	Gross loans & Adv. outstanding	1632595	1895954	2221340
	Growth %	13.02	16.13	17.16
	Of 6 above, loans to Priority sector	152089	1769067	2085028
	Of 6 above, loans to Non- Target groups	111705	124992	136744
	Of 6 above, loans to SC/ST	139922	159494	194383
	Of 6 above, loans to SF/MF/AL	626035	735526	884174
	Of 6 above, loans to Minorities	109287	239312	283283
7	C.D. Ratio	52.02	49.79	51.30
8	Investment outstanding	1023630	1531240	1485605
	Growth %	-17.67	49.59	-2.98
	Of 8 above, SLR Invt. O/S	1023630	1531240	1485605
	Of 8 above, Non-SLR Invt. O/S	0	0	0
<b>B.</b>	<b>AVERAGES</b>			
9	AVERAGE DEPOSITS	2911746	3362690	3557827
	Growth %	5.88	15.49	5.80
10	Average Borrowings	183566	210213	245789
	Growth %	-23.00	14.52	16.94
11	Average Gross loans & advances	1532406	1739121	1957260
	Growth %	16.84	13.48	12.55
12	Average Investments	1165495	1410283	1909303
	Growth %	-4.92	21.00	35.38
	Average SLR Invt. as % to Av. deposits	40.03	41.94	53.67
	Average Non-SLR Invt. as % to Avg. deposits	0	0	0
13	Average Working Fund	3349037	3947402	4830695



<b>C.</b>	<b>LOANS ISSUED DURING THE YEAR</b>			
14	Loans issued during the year	487316	421457	591675
	Growth %	-13.43	-13.54	40.38
	Of 14 above, loans to Priority Sectors	444472	389813	558933
	Of 14 above, loans to Non- Target groups	42844	31642	32742
	Of 14 above, loans to SC/ST	71323	61356	62167
	Of 14 above, loans to SF/MF/AL	162956	156196	206180
	Of 14 above, loans to Minorities	91242	83481	85353
<b>D.</b>	<b>PRODUCTIVITY:</b>			
15	Per Branch	183485	219372	251969
	Per staff	49182	59413	64227
<b>E.</b>	<b>Recovery Performance</b>			
16	Total Demand	696525	954999	964739
	Recovery	488403	584746	625812
	Overdues	208122	370253	338927
	Recovery % (June position)	40.12	61.23	64.87
17	Farm Sector			
	Demand	208957	286500	289421
	Recovery	143205	182310	183459
	Overdues	65752	104190	105926
	Recovery % (June position)	68.53	63.63	63.40
18	Non- Farm Sector:			
	Demand	487568	668499	675318
	Recovery	345198	402436	442317
	Overdues	142370	266063	233001
	Recovery % (June position)	70.80	60.20	65.50
<b>F.</b>	<b>ASSET CLASSIFICATION:</b>			
19	(a) Standard	310028	1351977	1831585
	(b) Sub-standard	127825	253076	101743
	(c) Doubtful	194742	290901	288012
	(d) Loss	0	0	0
	Total	1632595	1895954	2221340
20	Standard Assets as % to Gross loans & Adv.	80.24	71.31	82.46
<b>G.</b>	<b>PROFITABILITY ANALYSIS:</b>			
21.	Interest paid on			
	(a) Deposits	109505	127895	114130
	(b) Borrowings	8749	4185	7217
22.	Salary	162289	132990	168840
23.	Other operating Expenses	69272	48986	84713



24.	Provisions made during the year			
	(a) Against Standard Assets	463	651	513
	(b) Against NPAs	20000	34177	20591
	(c) Other provisions	0	20000	0
	(d) Amortisation	3824	760	0
25.	Interest received on			
	(a) Loans & Advances	138159	154182	161719
	(b) Current A/C with banks SLR Invt. / Money at Call/ TDR with Sponsor bank	17052	15385	17522
	(c) Approved Securities.			
	SLR Investments:	88519	95636	124306
26.	Misc. Income	78495	52962	57232
27.	Profit / Loss	-27590	-51479	-35225
<b>H.</b>	<b>OTHER INFORMATION:</b>			
28.	Share Capital	585603	585603	731226
29.	DICGC	0	0	0
30.	Cumulative Provisions			
	(a) Against Standard Assets	3607	4259	4772
	(b) Against NPAs	101963	136140	156731
	(c) Against Frauds	0	0	0
	(d) Against Intangible Assets, etc.	0	0	0
31.	Interest Derecognised			
	(a) During the year	0	0	0
	(b) Cumulative	23626	141	0
32.	Loans written off during the year			
	(a) No. of Accounts	120	126	258
	(b) Amounts	1006	2538	4965
33.	Accumulated Loss	514339	565818	601044
34.	Reserves	122	122	122

TABLE- "C"

(amt.in thousand)

ITEMS	2019-20		2020-2021		2021-2022	
	A/c	Amt	A/c	Amt	A/c	Amt
Current Deposits	5860	420854	5121	650208	5415	872755
Savings Deposits	436643	1935168	476779	2352339	485684	2656840
Term Deposits	9559	782008	9971	805185	10542	800251
Total	452062	3138030	491871	3807732	501641	4329846
% of Growth		4.60		21.34		13.71
Avg. size of Deposits						
% of Savings to Total deposits		60.45		61.77		61.36
% of Term Deposits to Total Deposits		24.45		21.15		18.48
% of Current Deposits to Total Deposits		15.10		17.08		20.16

## DISTRICT WISE DEPLOYMENT OF DEPOSIT AND CREDIT

(₹ in thousand)

Name of Districts	No. of Branch	Deposits as on 31.03.2022	Credit as on 31.03.2022
Imphal East	5	1364625	512508
Imphal West	7	1662693	673388
Thoubal	4	486684	382774
Kakching	1	126528	118481
Bishnupur	4	360144	357837
Tengnoupal	1	65638	41340
Ukhrul	1	30792	14351
Noney	2	204804	75194
Kangpokpi	1	0	0
Churachandpur	1	27938	45467
Total	27	4329846	2221340



**DEOKI BIJAY & CO.**  
**CHARTERED ACCOUNTANTS**

HMP HOUSE, ROOM NO. 607, 6TH FLOOR  
4, FAIRLIE PLACE, KOLKATA - 700 001  
PHONES : 033-4005 2013 / 4005 2016  
MOBILE : +91 98302 73819  
E-mail : info.kolkata@dbcca.co.in  
Website : www.dbcca.co.in

## **INDEPENDENT AUDITOR'S REPORT**

To,  
**The Members of Manipur Rural Bank**

### **Report on Audit of the Financial Statements**

#### **Opinion**

1. We have audited the accompanying financial statements of **Manipur Rural Bank** ('the Bank') which comprise the Balance Sheet as at 31st March, 2022, the Profit and Loss Account and the Statement of Cash Flows for the year then ended, and notes to the financial statements including a summary of significant accounting policies and other explanatory information of 13 branches audited by us.

The branches audited by us have been selected by Bank in accordance with the guidelines issued by the Bank by NABARD.

Also incorporated in the Balance Sheet, the Profit and Loss Account and the statement of Cash Flows are the returns from 13 branches which have not been subjected to audit. These unaudited branches account for 23.45 percent of advances, 21.56 percent of deposits, 13.44 percent of interest income and 21.23 percent of interest expenses.

In our opinion and to the best of our information and according to the explanations given to us, the aforesaid Financial Statements give the information required by the Banking Regulation Act, 1949 in the manner, so required for Bank and are in conformity with accounting principles generally accepted in India and :

- a) the Balance Sheet, read with the notes there on is a full and fair Balance Sheet containing all the necessary particulars, is properly drawn up so as to exhibit a true and fair view of the state of affairs of the Bank as at 31st March, 2022;
- b) the Profit and Loss Account, read with the notes thereon shows a true balance of loss for the year ended on that date and;
- c) the Cash Flow Statement gives a true and fair view of the cash flows for the year ended on that date.



**Basis for Opinion**

2. We conducted our audit in accordance with the Standards on Auditing (“SAs”) issued by the Institute of Chartered Accountants of India (the “ICAI”). Our responsibilities under those Standards are further described in the Auditors’ Responsibilities for the Audit of the Financial Statements section of our report. We are independent of the Bank in accordance with the Code of Ethics issued by the Institute of Chartered Accountants of India together with ethical requirements that are relevant to our audit of the financial statements prepared in accordance with the accounting principles generally accepted in India, including the Accounting Standards issued by ICAI, and provisions of section 29 of the Banking Regulation Act, 1949 and circulars and guidelines issued by the Reserve Bank of India (“RBI”) from time to time and we have fulfilled our other ethical responsibilities in accordance with these requirements and the Code of Ethics. We believe that the audit evidence we have obtained is sufficient and appropriate to provide a basis for our opinion.

**Emphasis of Matters**

3. We draw attention to Para 9 of Schedule 18 of Notes on Accounts, Uncertainty due to Covid-19 pandemic outbreak is improving and the Bank is evaluating the situation and its impact on its business operations on ongoing basis.

Our opinion is not modified in respect of this matter.

**Information Other than the Financial Statements and Auditors’ Report thereon**

4. The Bank’s Board of Directors is responsible for the preparation of the other information. The other information comprises the Highlights for the year, Director’s Report including annexures to Director’s Report, key financial ratios; etc in the Annual Report, but does not include the financial statements and our auditor’s report thereon, which is expected to be made available to us after the date of this Auditor’s Report.

Our opinion on the financial statements does not cover the other information and we do not express any form of assurance conclusion thereon.

In connection with our audit of the financial statements, our responsibility is to read the other information and, in doing so, consider whether the other information is materially inconsistent with the financial statements or our knowledge obtained during the course of our audit or otherwise appears to be materially misstated.

If, based on the work we have performed on the Other Information that we obtained prior to the date of this Auditor’s Report, we conclude that there is a material misstatement of this Other Information : we are required to report that fact. We have nothing to report in this regard.

When we read the Annual Report, if we conclude that there is a material misstatement therein, we are required to communicate the matter to those charged with governance.

**Responsibilities of Management and those charged with Governance for the Financial Statements**

5. The Bank's Board of Directors is responsible with respect to the preparation of these Financial Statements that give a true and fair view of the financial position, financial performance and cash flows of the Bank in accordance with the accounting principles generally accepted in India, including the applicable Accounting Standards, and provisions of Section 29 of the Banking Regulation Act, 1949, and circulars and guidelines issued by the Reserve Bank of India ("RBI") from time to time. This responsibility also includes maintenance of adequate accounting records in accordance with the provisions of the Act for safeguarding of the assets of the Bank and for preventing and detecting frauds and other irregularities; selection and application of appropriate accounting policies; making judgments and estimates that are reasonable and prudent; and design, implementation and maintenance of adequate internal financial controls, that were operating effectively for ensuring the accuracy and completeness of the accounting records, relevant to the preparation and presentation of the Financial Statements that give a true and fair view and are free from material misstatement, whether due to fraud or error.

In preparing the Financial Statements, management is responsible for assessing the Bank's ability to continue as a going concern, disclosing, as applicable, matters related to going concern and using the going concern basis of accounting unless management either intends to liquidate the Bank or to cease operations, or has no realistic alternative but to do so.

The Board of Directors is also responsible for overseeing the Bank's financial reporting process.

**Auditor's Responsibilities for the Audit of the Financial Statements**

6. Our objectives are to obtain reasonable assurance about whether the Financial Statements as a whole are free from material misstatement, whether due to fraud or error and to issue an auditor's report that includes our opinion. Reasonable assurance is a high level of assurance, but is not a guarantee that an audit conducted in accordance with SAs will always detect a material misstatement when it exists. Misstatements can arise from fraud or error and are considered material, if individually or in the aggregate, they could reasonably be expected to influence the economic decisions of users taken on the basis of these Financial Statements.

As part of an audit in accordance with SAs, we exercise professional judgment and maintain professional skepticism throughout the audit. We also:

- Identify and assess the risks of material misstatement of the Financial Statements, whether due to fraud or error, design and perform audit procedures responsive to those risks and obtain audit evidence that is sufficient and appropriate to provide a basis for our opinion. The risk of not detecting a material misstatement resulting from fraud is higher than for one resulting from error, as fraud may involve collusion, forgery, intentional omissions, misrepresentations or the override of internal control.
- obtain an understanding of internal control relevant to the audit in order to design audit procedures that are appropriate in the circumstances.



- Evaluate the appropriateness of accounting policies used and the reasonableness of accounting estimates and related disclosures made by management.
- Conclude on the appropriateness of management's use of the going concern basis of accounting and, based on the audit evidence obtained, whether a material uncertainty exists related to events or conditions that may cast significant doubt on the Bank's ability to continue as a going concern. If we conclude that a material uncertainty exists, we are required to draw attention in our auditors' report to the related disclosures in the Financial Statements or, if such disclosures are inadequate, to modify our opinion. Our conclusions are based on the audit evidence obtained up to the date of our auditors' report. However, future events or conditions may cause the Bank to cease to continue as a going concern.
- Evaluate the overall presentation, structure and content of the Financial Statements, including the disclosures and whether the Financial Statements represent the underlying transactions and events in a manner that achieves fair presentation.

Materiality is the magnitude of the misstatements in the Financial Statements that, individually or aggregate, makes it probable that the economic decisions of a reasonably knowledgeable user of the Financial Statements may be influenced. We consider quantitative materiality and qualitative factors in (i) planning of the scope of our audit work and in evaluating the results of our work; and (ii) to evaluate the effect of any identified misstatements in the Financial Statements.

We communicate with those charged with governance regarding, among other matters, the planned scope and timing of the audit and significant audit findings, including any significant deficiencies in internal control that we identify during our audit.

We also provide those charged with governance with a statement that we have complied with relevant ethical requirements regarding independence and to communicate with them all relationships and other matters that may reasonably be thought to bear on our independence, and where applicable, related safeguards.

## Report on Other Legal and Regulatory Requirements

7. The Balance Sheet and the Profit and Loss Account have been drawn up in accordance with the provisions of Section 29 of the Banking Regulation Act, 1949.

As required by sub-section (3) of section 30 of the Banking Regulation Act, 1949, we report that :

- a) We have obtained all the information and explanations which, to the best of our knowledge and belief, were necessary for the purposes of our audit and have found them to be satisfactory;
- b) The transactions of the Bank, which have come to our notice, have been within the powers of the Bank;

- c) The returns received from the branches of the Bank have been found adequate for the purposes of our audit;

**8. We further report that :**

- a) In our opinion, proper books of accounts as required by the law have been kept by the bank so far as it appears from our examination of those books and proper returns adequate for the purposes of our audit have been reviewed from branches not visited by us.
- b) The Balance Sheet, Profit and Loss account and the Statement of Cash Flows dealt with in the report are in agreement with the books of accounts and with the returns received from the branches not visited by us;
- c) In our opinion, the Balance Sheet, the Profit and Loss Account and Cash Flow with the accounting policies prescribed by the RBI.
- d) In our opinion, the financial statements, except for provision of leave encashment as per Accounting Standard (AS-15) "Employee Benefit Expenses", comply with the Accounting Standards specified under Section 133 of the Act, to the extent they are not inconsistent with the accounting principles prescribed by RBI.

For **DEOKI BIJAY & CO.**  
Chartered Accountants  
FRN : 313105E



CA Ramesh Kr. Chokhani  
Partner

Membership No. 062081  
UDIN : 22062081AHZUQH1549

Place : Imphal  
Date : 28.04.2022





# MANIPUR RURAL BANK

(A Government Enterprise)

HEAD OFFICE : KEISAMPAT IMPHAL

## BALANCE SHEET AS AT 31st March 2022

(₹ in '000)

CAPITAL & LIABILITIES	Schedule	31.03.2022	31.03.2021
Capital	1-A	7,31,226	5,85,603
Share Capital Deposit	1-B	-	-
Reserve & Surplus	2	(6,00,921)	(5,65,696)
Deposits	3	43,29,846	38,07,732
Borrowings	4	4,47,082	1,48,852
Other liabilities and Provisions	5	3,48,670	6,36,407
<b>TOTAL</b>		<b>52,55,903</b>	<b>46,12,898</b>
<b>ASSETS :</b>			
Cash & Balances with RBI	6	1,94,101	1,29,682
Balances with Banks and Money at Call & Short notices	7	12,39,466	8,98,910
Investments	8	14,84,175	15,26,656
Advances	9	20,64,609	17,59,814
Fixed Assets	10	7,791	13,436
Other Assets	11	2,65,761	2,84,400
<b>TOTAL</b>		<b>52,55,903</b>	<b>46,12,898</b>
Contingent Liabilities	12	2,900	3,300
Bills for Collection		4,219	4,219
DEAF		999	445
SIGNIFICANT ACCOUNTING POLICIES	17		
NOTES ON ACCOUNTS	18		

For and on behalf of the Board of Directors

(T Lungdim)  
Director

(Attended online)  
(Gurupada Pradhan)  
Director

(Absent)  
(P Tonghang Zou)  
Director

(Leave of absence)  
(KS Guite)  
Director

(Dr. RK Radhesana Devi)  
Director

(Samarendu Samal)  
Chairman



(Sunil Agrawal)  
Director

(T. Chingthangkomba Meetei)  
Director

As per our report on even date annexed  
For **Deoki Bijay & Co.**  
Chartered Accountants  
FRN 313105E

CA Ramesh Kr. Chokhani  
Partner  
M.N. 062081

Place : Imphal  
Dated : 28.04.2022

**MANIPUR RURAL BANK**

(A Government Enterprise)

HEAD OFFICE : KEISAMPAT IMPHAL

**PROFIT AND LOSS ACCOUNT FOR THE YEAR ENDED 31ST MARCH 2022**

	Schedule	31.03.2022	31.03.2021
(₹ in '000)			
<b>I. INCOME</b>			
Interest earned	13	3,03,547	2,64,445
Other income	14	57,232	52,962
<b>TOTAL =</b>		<b>3,60,779</b>	<b>3,17,407</b>
<b>II. EXPENDITURE</b>			
Interest expended	15	1,21,347	1,32,081
Operating expenses, provisions & contingencies	16	2,74,657	2,36,805
<b>TOTAL =</b>		<b>3,96,004</b>	<b>3,68,886</b>
<b>III. PROFIT / LOSS BEFORE EXTRA-ORDINARY ITEMS</b>			
Net profit / (loss)		(35,225)	(51,479)
<b>TOTAL =</b>		<b>(35,225)</b>	<b>(51,479)</b>
<b>IV. PROFIT / LOSS AFTER EXTRA-ORDINARY ITEMS &amp; BEFORE TAX</b>			
Net profit / (loss) before tax		(35,225)	(51,479)
Less : Provision for Income Tax		—	—
<b>V. Profit / (Loss) after Tax</b>		(35,225)	(51,479)
Profit / (Loss) brought forward		(5,65,819)	(5,14,339)
<b>TOTAL =</b>		<b>(6,01,044)</b>	<b>(5,65,818)</b>
<b>VI. APPROPRIATIONS</b>			
Transfer to statutory reserves		—	—
Transfer to other reserves		—	—
Transfer to Govt./proposed dividend		—	—
Balance carried over to Balance Sheet		(6,01,044)	(5,65,818)
<b>TOTAL =</b>		<b>(6,01,044)</b>	<b>(5,65,818)</b>

SIGNIFICANT ACCOUNTING POLICIES

17

NOTES ON ACCOUNTS

18

For and on behalf of the Board of Directors


  
(T. Lungdim)  
Director

(Leave of absence)  
(KS Guite)  
Director

  
(Sunil Agrawal)  
Director

  
(T. Chingthangkomba Meetei)  
Director

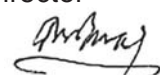
(Attended online)  
(Gurupada Pradhan)  
Director  
(Absent)  
(P Tonghang Zou)  
Director

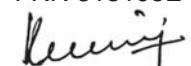
  
(Dr. RK Radhesana Devi)  
Director

As per our report on even date annexed  
For **Deoki Bijay & Co.**  
Chartered Accountants  
FRN 313105E

Place : Imphal  
Dated : 28.04.2022



  
(Samarendu Samal)  
Chairman

  
CA Ramesh Kr. Chokhani  
Partner  
M.N. 062081



# MANIPUR RURAL BANK

(A Government Enterprise)

HEAD OFFICE : KEISAMPAT IMPHAL

## SCHEDULES ATTACHED TO AND FORMING PART OF ACCOUNTS

### SCHEDULE - 1A : CAPITAL

( ₹ in 000 )

	31.03.2022	31.03.2021
Authorised Capital		
(2,000,000,000 Shares of ₹10 each)	2,00,00,000	2,00,00,000
A. Issued and Subscribed Capital (7,31,22,636 Shares of ₹10 each) (Previous year 58560300 shares)	7,31,266	5,85,603
Less calls unpaid	—	—
Add Forfeited Shares	—	—
<b>TOTAL of A =</b>	<b>7,31,226</b>	<b>5,85,603</b>
B. Addl. Share Capital Deposit Account		
I. From Govt. of India	—	—
II. From Govt. of Manipur	—	—
III. From Sponsor Bank (PNB)	—	—
<b>GRAND TOTAL (A+B) =</b>	<b>7,31,226</b>	<b>5,85,603</b>

### Reconciliation of Shares

Share Holders	2021-22			2020-21		
	Ratio	No. of Share	Value	Ratio	No. of Share	Value
Govt. of India	50	36562486	365625	50	29280150	292802
Punjab National Bank	35	25598105	255981	35	20498105	204981
Govt. of Manipur	15	10962045	109620	15	8782045	87820
<b>Total</b>	<b>100</b>	<b>73122636</b>	<b>731226</b>	<b>100</b>	<b>58560300</b>	<b>585603</b>



**SCHEDULE - 2 : RESERVE & SURPLUS**

( ₹ in 000 )

	31.03.2022	31.03.2021
<b>I. STATUTORY RESERVE</b>		
Opening Balance	122	122
Additions during the year	—	—
Deductions during the year	—	—
<b>II. CAPITAL RESERVE</b>		
Opening Balance	—	—
Additions during the year	—	—
Deductions during the year	—	—
<b>III. SECURITIES PREMIUM</b>		
Opening Balance	—	—
Additions during the year	—	—
Deductions during the year	—	—
<b>IV. Revenue and Other Reserves</b>		
Amortisation on Investment	—	—
Additions during the year	—	—
IFR (Revaluation Reserves)	—	—
Deductions during the year	—	—
<b>V. Balance in Profit and Loss Account</b>	(6,01,043)	(5,65,818)
<b>TOTAL (I+II+III+IV+V) =</b>	<b>(6,00,921)</b>	<b>(5,65,696)</b>

**SCHEDULE - 3 : DEPOSITS**

( ₹ in 000 )

	31.03.2022	31.03.2021
<b>A. I. DEMAND DEPOSITS</b>		
(i) From Banks	—	—
(ii) From Others	8,72,755	6,50,208
<b>II. SAVINGS BANK DEPOSITS</b>	26,56,840	23,52,339
<b>III. TERM DEPOSITS</b>		
(i) From Banks	—	—
(ii) From Others	8,00,251	8,05,185
<b>TOTAL (I+II+III) =</b>	<b>43,29,846</b>	<b>38,07,732</b>
<b>B. (i) Deposits of branches in India</b>	43,29,846	38,07,732
(ii) Deposits of branches outside India	—	—
<b>TOTAL =</b>	<b>43,29,846</b>	<b>38,07,732</b>



**SCHEDULE - 4 : BORROWINGS**

( ₹ in 000 )

		31.03.2022	31.03.2021
1. BORROWINGS IN INDIA			
(i) Reserve Bank of India		—	—
(ii) Other Banks	NABARD	2,21,654	1,27,512
	NSTFDC	3,110	3,940
(iii) Other Institutions and Agencies	PNB	2,04,918	—
(Lien on Fixed deposit with PNB)			
(iv) Hybrid Debt Capital Instrument			
(174 instruments of 100000 each with PNB)		17,400	17,400
Total =		4,47,082	1,48,852
2. BORROWINGS OUTSIDE INDIA		—	—
<b>Total Borrowings</b>	<b>=</b>	<b>4,47,082</b>	<b>1,48,852</b>

**SCHEDULE - 5 : OTHER LIABILITIES AND PROVISIONS**

(Amount in ₹)

		31.03.2022	31.03.2021
1. Bills payable		8,323	7,666
2. Inter-office adjustments		—	127
3. Interest accrued		29,442	30,756
4. Others (including provisions)		3,10,905	5,97,858
<b>TOTAL =</b>		<b>3,48,670</b>	<b>6,36,407</b>
<i>Others</i>			
IBPC Payable		2,20,000	2,20,000
NEFT/RTGS in Transit		—	2,92,573
Amortisation on Investment (AFS Security)		18,975	17,545
Subsidy reserve fund		17,906	21,965
PFMS Pool AC		30394	16,881
HO Overdraft Account		—	2,192
Provisions – for Std assets		4,772	4,258
– for Audit Fee		200	200
– XI Bipartite		—	20,000
Outstanding amount of –	TDS	392	—
	ATM	12,711	—
	GSLI	236	241
	TDS (Salary)	798	—
Pension Fund (Payable to Provident Fund)		3,797	1,799
PMSBY/PMJJBY/APY Payable		489	33
CERSAI & CIC Fee Payable		65	30
Deposit Suspense		170	141
<b>TOTAL =</b>		<b>3,10,905</b>	<b>5,97,858</b>

**SCHEDULE - 6 : CASH AND BALANCES WITH RESERVE BANK OF INDIA**

( ₹ in 000 )

	31.03.2022	31.03.2021
I. Cash in hand (NIL foreign currency notes)	10,417	8,997
II. Balances with Reserve Bank of India		
(i) In Current account	1,83,684	1,20,684
(ii) In other accounts	—	—
<b>TOTAL =</b>	<b>1,94,101</b>	<b>1,29,682</b>

**SCHEDULE - 7 : BALANCES WITH BANKS AND MONEY AT CALL & SHORT NOTICE**

( ₹ in 000 )

	31.03.2022	31.03.2021
I. IN INDIA		
(i) <i>Balances with Banks</i>		
(a) In Current Account	5,52,961	5,49,353
(b) In other deposit accounts (Fixed deposit with PNB, & NABARD)	6,86,505	3,49,557
(ii) <i>Money at call and Short notice</i>		
(a) With Banks	—	—
(b) With other institutions	—	—
<b>TOTAL =</b>	<b>12,39,466</b>	<b>8,98,910</b>
II. OUTSIDE INDIA		
(i) In Current account	—	—
(ii) In other deposit accounts	—	—
(iii) Money at call & short notice	—	—
<b>TOTAL =</b>	<b>—</b>	<b>—</b>
<b>GRAND TOTAL (I + II) =</b>	<b>12,39,466</b>	<b>8,98,910</b>

**SCHEDULE - 8 : INVESTMENTS**

( ₹ in 000 )

	31.03.2022	31.03.2021
<b>I. INVESTMENTS IN INDIA in</b>		
(i) Govt. Securities	14,84,175	15,26,656
(ii) Other approved securities	—	—
(iii) Shares	—	—
(iv) Debentures and Bonds	—	—
(v) Subsidiaries and/or Joint ventures	—	—
(vi) Others (UTI, MIP & US-64)	—	—
<b>TOTAL =</b>	<b>14,84,175</b>	<b>15,26,656</b>
<b>2. INVESTMENTS OUTSIDE INDIA</b>		
(i) Govt. Securities	—	—
(ii) Subsidiaries and / or Joint ventures abroad	—	—
(iii) Other Investments (to be specified)	—	—
<b>TOTAL =</b>	<b>—</b>	<b>—</b>
<b>GRAND TOTAL (1+2) =</b>	<b>14,84,175</b>	<b>15,26,656</b>



## SCHEDULE - 9 : ADVANCES

( ₹ in 000 )

	31.03.2022	31.03.2021
A. (i) Bills purchased & discounted	—	—
(ii) Cash Credit, Overdrafts and loans payable on demand	6,86,377	6,09,635
(iii) Term loans	13,78,232	11,50,179
<b>TOTAL =</b>	<b>20,64,609</b>	<b>17,59,814</b>
B. (i) Secured by tangible assets	20,22,230	17,34,304
(ii) Covered by Bank / Govt. guarantees	—	—
(iii) Unsecured	42,379	25,510
<b>TOTAL =</b>	<b>20,64,609</b>	<b>17,59,814</b>
C. I. ADVANCES IN INDIA		
(i) Priority Sectors	19,30,629	16,34,833
(ii) Public Sectors	—	—
(iii) Banks	—	—
(iv) Others	1,33,980	1,24,981
<b>TOTAL =</b>	<b>20,64,609</b>	<b>17,59,814</b>
C. II. ADVANCES OUTSIDE INDIA		
(i) Due from banks	—	—
(ii) Due from others		
(a) Bills purchased and discounted	—	—
(b) Syndicated loans	—	—
(c) Others	—	—
<b>TOTAL =</b>	<b>—</b>	<b>—</b>
<b>GRAND TOTAL (C.I. &amp; II) =</b>	<b>20,64,609</b>	<b>17,59,814</b>

**SCHEDULE - 10 : FIXED ASSETS**

( ₹ in 000 )

	31.03.2022	31.03.2021
I. PREMISES		
At cost as on 31st March of the preceding year	—	—
Additions during the year	—	—
Deductions during the year	—	—
Depreciation to date	—	—
II. OTHER FIXED ASSETS (Including Furniture & Fixtures)	42,062	40,257
At cost as on 31st March of the preceding year	—	—
Additions during the year	135	1,805
Deductions during the year	—	—
Depreciation to date	34,406	28,626
<b>TOTAL (I + II) =</b>	<b>7,791</b>	<b>13,436</b>

**SCHEDULE - 11 : OTHER ASSETS**

( ₹ in 000 )

	31.03.2022	31.03.2021
1. Inter office adjustment (net)	—	—
2. Interest accrued	26,917	34,585
3. Tax paid in advance / Tax deducted at source	—	2,428
4. Stationery and Stamp	242	229
5. Others **	2,38,602	2,47,158
<b>TOTAL =</b>	<b>2,65,761</b>	<b>2,84,400</b>
<b>** OTHERS</b>		
IBPC Receivable	2,20,000	2,20,000
NEFT/RTGS in transit	—	—
Temporary Advance	—	1,192
Security deposits – Telephone/Electricity	37	37
Festival Advances	1,224	1,320
AEPS Receivable	16,495	13,776
ITC Receivable	199	677
UPI Receivable	275	3,931
IMPS Receivable	372	200
Ad Hoc Salary	—	4,775
Written of Loan Recoverable	—	30
CIC Receivable	—	6
Ex Gratia Payment for COVID 19	—	1,214
<b>Total =</b>	<b>2,38,602</b>	<b>2,47,158</b>

**SCHEDULE - 12 : CONTINGENT LIABILITIES**

( ₹ in 000 )

	31.03.2022	31.03.2021
I. Claims against the bank not acknowledged as debts	—	—
II. Liability for partly paid Investments	—	—
III. Liability on account of outstanding forward exchange contracts	—	—
IV. Guarantees given on behalf of constituents :	—	—
(a) India	2,900	3,300
(b) Outside India	—	—
V. Acceptances, endorsement and other obligations	—	—
VI. Other items for which the Bank is contingently liable	—	—
VII. DEAF	999	445

**SCHEDULE - 13 : INTEREST EARNED**

( ₹ in 000 )

	31.03.2022	31.03.2021
I. Interest / Discount on Advance / Bills	1,61,719	1,54,182
	—	—
	—	—
II. Income on Investments	1,24,306	94,877
III. Interest on balance with Reserve Bank of India and other inter-bank funds - on FD with PNB & NABARD	13,439	12,045
IV. Others (Bonanza & IBPC Intt.)	4,083	3,341
<b>TOTAL =</b>	<b>3,03,547</b>	<b>2,64,445</b>

**SCHEDULE - 14 : OTHER INCOME**

( ₹ in 000 )

	31.03.2022	31.03.2021
I. Commission, exchange and brokerage	499	592
II. Profit on sale of Investments	752	12,665
<i>Less : Loss on sale of Investments</i>		
III. Profit on revaluation of Investments (AFS Reversal for Previous Year)	—	—
<i>Less: Loss on revaluation of Investments</i>		
IV. Profit on sale of Land, Buildings and other assets	—	—
<i>Less : Loss on sale of Land, Buildings and other assets</i>		
V. Profit on Exchange transactions	—	—
<i>Less : Loss on Exchange transactions</i>		
VI. Income by way of dividends etc. from subsidiaries / companies and / or joint ventures abroad / in India	—	—
VII. Miscellaneous Income	45,569	23,554
VIII. Processing charges	3,274	2,227
IX. Shadow recovery	912	2,538
X. Supervision charges	5,535	6,563
XI. Other Income	691	4,823
<b>TOTAL =</b>	<b>57,232</b>	<b>52,962</b>

**SCHEDULE - 15 : INTEREST EXPENDED**

( ₹ in 000 )

	31.03.2022	31.03.2021
1. Interest on Deposits	1,14,130	1,27,895
	—	—
2. Interest on Reserve Bank of India / inter - bank borrowings	7,217	4,185
3. Others (Penal interest)	—	—
<b>TOTAL =</b>	<b>1,21,347</b>	<b>1,32,081</b>

**SCHEDULE - 16 : OPERATING EXPENSES, PROVISIONS & CONTINGENCIES :**

( ₹ in 000 )

	31.03.2022	31.03.2021
1. (a) payments to and provisions for employees	1,68,840	1,32,990
(b) Provision for Leave Encashment	—	—
2. Rent, Taxes and Lighting	3,878	3,830
3. Printing and Stationery	1,018	1,535
4. Advertisement and Publicity	53	45
5. Depreciation on bank's property	5,780	5,741
6. Directors' fees, allowances and	—	—
7. Auditor's fees and allowances		
Audit Fees	200	165
Reimbursement of Expenditures	10	14
8. Postage, Telegram, Telephone, etc.	273	604
9. Repairs and Maintenance		
Maintenance expenses on CBS	5,508	5,823
Others	13	42
10. Insurance and other assets	4,532	4,427
11. Loss on sale of securities	28,205	—
Loss on revaluation of Investment	1,430	—
12. Other expenditure	54,917	81,589
<b>TOTAL =</b>	<b>2,74,657</b>	<b>2,36,805</b>

Other expenditure	31.03.2022	31.03.2021
(i) Remittance Expenses & Other Bank charges	3,766	2,910
(ii) Recovery Agent's/BF's Commission	1,077	916
(iii) Clearing House Charges	3	27
(iv) Newspaper and Periodicals	7	9
(v) Sanitation	1,641	1,585
(vi) Entertainment	109	30
(vii) Travelling Expenses	901	387
(viii) Conveyance Expenses	112	136
(ix) Bad and Doubtful Debt written off	4,965	1,452
(x) Freight, coolie and other labour charges	193	184
(xi) Meeting Expenses	93	19
(xii) Provision for Standard assets	513	652
(xiii) Provisions for Bad and Doubtful Debt	20,591	34,176





(xiv) Hiring Charges for vehicles	195	158
(xv) Provision for XI Bipartite	—	20,000
(xvi) Staff Training & Examination Expenses	104	123
(xvii) Misc. Expenses	7,928	3,186
(xviii) Business Development Expenditure	3,904	7,057
(xix) Computer Maintenance	25	18
(xx) License Fee (UIDAI AUA/KUA)	2,278	212
(xxi) AEPS charges	6,512	8,352
<b>TOTAL =</b>	<b>54,917</b>	<b>81,589</b>



# MANIPUR RURAL BANK

(A Government Enterprise)

HEAD OFFICE : KEISAMPAT IMPHAL

## SCHEDULE – 17 SIGNIFICANT ACCOUNTING POLICIES FOR THE YEAR ENDED 31ST MARCH, 2022

### 1. BASIS OF PREPARATION OF FINANCIAL STATEMENTS

The accompanying financial statements are prepared on historical cost basis, except as otherwise stated, following the “Going Concern” concept and conform to the Generally Accepted Accounting Principles (GAAP) in India, applicable statutory provisions, regulatory norms prescribed by the Reserve Bank of India (RBI), applicable mandatory Accounting Standards (AS)/Guidance Notes / Pronouncements issued by the Institute of Chartered Accountants of India (ICAI) and practices prevailing in the banking industry in India.

### 2. USE OF ESTIMATES

The preparation of financial statements requires the management to make estimates and assumptions for considering the reported assets and liabilities (including contingent liabilities) as on the date of financial statements and the income and expenses for the reporting period. Management believes that the estimates used in the preparation of the financial statements are prudent and reasonable. Future results could differ from these estimates. Any revision to the accounting estimates is recognised prospectively in the current and future period.

### 3. RECOGNITION OF INCOME AND EXPENDITURE

- 3.1 The Revenues and Expenses are accounted for on accrual basis unless otherwise stated.
- 3.2 Income from Performing Assets is recognized on accrual basis and income from Non-Performing Assets (NPAs) is recognized on realisation basis. The amount realized / recovered during the year is appropriated first to income on Substandard Assets. Amounts realized / recovered in Doubtful and Loss Assets and Suit-Filed and Decreed Accounts are first appropriated against outstanding balances.
- 3.3 Unrealized income on advances, classified as NPA, is reversed.
- 3.4 Income from Commission (except on Government Transactions), exchange, brokerage, claims, locker rent and dividend on shares are accounted for on cash basis.
- 3.5 Interest subvention claim is accounted on actual receipt basis.



#### 4. TRANSACTIONS INVOLVING FOREIGN EXCHANGE

The Bank does not deal in transactions involving foreign exchange and therefore have not formulated a policy on transactions involving foreign exchange.

#### 5. INVESTMENTS

5.1 For the purpose of disclosure in the Financial Statements, the investments are classified into six categories as stipulated in Form A of the third schedule to the banking Regulation Act, 1949 as under :

- (a) Government Securities
- (b) Other approved securities
- (c) Shares
- (d) Debentures and Bonds
- (e) Subsidiaries / Joint Ventures
- (f) Others

5.2 The Investment portfolio of the Bank is categorized, in accordance with the RBI guidelines, into :

- (a) “Held to Maturity” comprising Investments acquired with an intention to hold till maturity;
- (b) “Held for Trading” comprising Investments acquired with an intention to trade;
- (c) “Available for Sale” comprising Investments not covered by (a) and (b) above.

Classification of an investment is done at the time of acquisition.

5.3 In determining acquisition cost of an investment :

- (a) Brokerage, Commission and Incentives received on subscription to securities, are deducted from the cost of securities;
- (b) Brokerage, Commission etc. paid in connection with acquisition of securities are treated as revenue expenses;
- (c) Interest accrued upto the date of acquisition / sale of securities i.e., broken period interest is credited / charged to Profit and Loss Account.

5.4 The bank follows “Settlement Date” for accounting of investment transactions. Investments are valued as per RBI / Fixed Income Money Market & Derivatives Association (FIMMDA) guidelines.

5.5 Shifting of securities from and to “HFT” category is done in accordance with RBI guidelines with the approval of Board of Directors.

5.6 The individual scrip in the “HFT” and “AFS” category are marked to market at monthly or at more frequent intervals, if required. Under each category, net depreciation, if any, is provided for while net appreciation, if any, is ignored.

- 5.7 Income from Zero Coupon Bonds, being the difference between cost and face value, is recognized on a time proportion basis.
- 5.8 For the purpose of calculating holding period in case of “HFT” category, First in First out (FIFO) method is applied.
- 5.9 Investments are subject to appropriate provisioning / de-recognition of income, in line with the prudential norms of RBI for “Non Performing Investment” (NPI) Classification. The depreciation / provision in respect of non-performing securities is not set off against the appreciation in respect of the other performing securities in accordance with RBI guidelines.
- 5.10 The derivatives transactions are undertaken for trading or hedging purposes and valuation has been done in accordance with RBI guidelines.

## **6. ADVANCES**

- 6.1 Advances are classified as Performing / Non-Performing Assets and provisions thereon are made in conformity with the prudential norms prescribed by RBI.
- 6.2 Non-performing assets are stated net of provisions and claims received from credit guarantee institutions.
- 6.3 Provision held for performing assets is shown under the head “Other Liabilities and Provisions.”.
- 6.4 Restructuring of Advances and provisioning thereof have been made as per RBI guidelines.

## **7. FIXED ASSETS AND DEPRECIATION**

- 7.1 Premises (including leasehold), other fixed assets and Capital work in progress are stated at historical cost or amount substituted for historical cost. In case of revaluation, the same are stated at the revalued amount and the appreciation is credited to “Revaluation Reserve”.
- 7.2 Leasehold assets are amortized over the period of lease.
- 7.3 Depreciation has been provided in the account on Diminishing Balance Method, on fixed assets except in respect of computers on which depreciation is provided on straight line method.
  - (a) No premises are owned by the bank.
  - (b) Depreciation is worked out at written down value method.
  - (c) Depreciation has been charged on pro-rata basis.
  - (d) The rate of depreciation applied is as under
 

(i) Furniture and fixture	19%
(ii) Office machinery	14%
(iii) Vehicle	26%
(iv) Electric Fittings	14%
- 7.4 Depreciation on computers and amortization of software are accounted for on straight-line

method @33.33% on pro rata basis from the date of acquisition.

- 7.5 Impairment Losses, if any, on Fixed Assets (including revalued assets) are recognized in accordance with AS-28 on "Impairment of Assets".

## 8. ACCOUNTING FOR GOVERNMENT GRANTS

In accordance with AS-12 Government Grants/subsidies received is presented in the Balance Sheet by showing the Grant/Subsidy as a deduction from the Gross Value of the assets concerned in arriving at the book value. The grant/subsidy is recognized in the Profit & Loss Account over the useful life of the depreciable assets by way of reduced depreciation charged.

Government Grant subsidies received, of revenue nature, is recognized in the Profit & Loss Account by reducing the related cost if received during the same financial year otherwise, the same is shown under "Other Income" if received after the close of the relevant financial year.

## 9. EMPLOYEE BENEFITS

- 9.1 Employee Benefit are recognized in accordance with AS-15 on "Employee Benefits" except where stated.
- 9.2 Short term employee benefits namely Leave Fare Concession and Medical Aid are measured at cost.
- 9.3 Employees who joined the Bank on or after 1<sup>st</sup> April 2010 are covered by the National Pension System.
- 9.4 Long term employee benefits and post-retirement benefits
- (a) Long term employee benefits and post-retirement benefits namely gratuity and pension are measured as per the methods prescribed under AS-15 on "Employee Benefits" issued by the Institute of Chartered Accountants of India.
  - (b) The bank maintains a plan asset managed by Life Insurance Corporation of India (LIC) for meeting gratuity obligations due to employees and makes payment for maintenance of the plan asset as and when due to LIC.
  - (c) Actuarial valuation for leave encashment is not done as per Accounting Standard (As-15) "Employee Benefits" and is covered in payment made to LIC as above.

## 10. TAXATION

Provision for tax is made for both current and deferred taxes in accordance with AS-22 on "Accounting for Taxes on Income" except as disclosed in Schedule 18 : Notes on Accounts.

## 11. PROVISIONS, CONTINGENT LIABILITIES AND CONTINGENT ASSETS

In accordance with AS-29 on "Provisions Contingent Liabilities and Contingent Assets," the Bank recognizes :

- (a) Provisions only when it has a present obligation as a result of a past event and it is probable

that an outflow of resources embodying economic benefits will be required to settle the obligation and when a reliable estimate of the amount of the obligation can be made.

- (b) Contingent Liability is recognized/disclosed when a possible obligation from a past event, the existence of which is confirmed by the occurrence/non-occurrence of one or more uncertain future events not wholly within the control of bank. Contingent Liability is also recognized/disclosed when there is a present obligation from past events but is not recognized because of a remote possibility of outflow of resources embodying the economic benefits to settle the obligation or a reliable estimate of the amount of the obligation cannot be made.
- (c) Contingent Assets are not recognized in the Financial Statements.

## 12. NET PROFIT

The Net Profit is arrived at after accounting for the following :

- (a) Provision for Taxation
- (b) Provision on Standard Assets
- (c) Provision for NPAs and Depreciation on investments as per prudential norms of RBI
- (d) Other usual and necessary provisions.



(T Lungdim)  
Director


(Attended online)  
(Gurupada Pradhan)  
Director

(Absent)  
(P Tonghang Zou)  
Director

(Leave of absence)  
(KS Guite)  
Director



(Dr. RK Radhesana Devi)  
Director



(Samarendu Samal)  
Chairman



For and on behalf of the Board of Directors



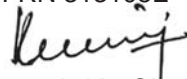
(Sunil Agrawal)  
Director



(T. Chingthangkomba Meetei)  
Director

As per our report on even date annexed

For **Deoki Bijay & Co.**  
Chartered Accountants  
FRN 313105E



CA Ramesh Kr. Chokhani  
Partner  
M.N. 062081

Place : Imphal  
Dated : 28.04.2022

## SCHEDULE – 18

**NOTES FORMING PART OF THE FINANCIAL STATEMENTS FOR THE YEAR  
ENDED 31<sup>ST</sup> MARCH 2022**

- Confirmation / reconciliation of balances with other Banks, Drafts Payable, Clearing Difference, Inter office adjustments, etc. are in progress on an on-going basis. Pending final clearance/adjustment of the above, the overall impact, if any, on the Financial Statements, in the opinion of the management, is not likely to be significant.

- Capital**

The Authorized Share Capital is ₹200,000,00,000/- and Share Capital of ₹73,12,26,360/- inclusive of ₹2,18,00,000/- which was received from Govt. of Manipur on 07.03.2022, ₹5,10,00,000/- which was received from Punjab National Bank (Sponsor Bank) on 28.03.2022 and ₹7,28,23,360/- from Govt. of India on 30.03.2022.

- Investments**

- SLR & Non-SLR Investments

(₹ In thousands)

	As at 31.03.2022	As at 31.03.2021
(i) Gross value of SLR investment	1484175	1526656
(ii) Book Value of SLR investments	1486395	1531240

Bank does not hold any Non-SLR investment. The difference between the Gross and Book Value of ₹ 2220.00 thousand is on account of amortization made to book value during the purchase of the Govt. Securities.

- Details of HTM investments held by the bank as at 31.03.2022

(₹ In thousands)

Sl No.	HTM Investments	Date of Maturity	Date of Settlement	Face Value	Unit cost%	Book Value	Amortised amount	Gross value
1.	6.19 GS 2034	16.09.2034	03.07.2020	200000.00	99.81	199620.00	0.00	199620.00
2.	6.22 G.S. 2035	16.03.2035	26.04.2021	250000.00	98.40	246000.00	0.00	246000.00
3.	7.26 G.S.- 2029	14.01.2029	27.10.2020	150000.00	108.53	162795.00	2219.54	160575.46
4.	5.79 GS 2030	11.05.2030	21.07.2020	150000.00	99.84	149760.00	0.00	149760.00
				750000.00		758175.00	2219.54	755955.46

During the year an amount of ₹ 15,66,734.64/- (₹ fifteen lakh sixty-six thousand seven hundred thirty-four & sixty-four paise only) has been amortized. Income on Investment under schedule 13 has been shown after netting the amortize amount. The accumulated amortization till date is ₹ 22,19,540.00 (₹ Twenty-two lakh nineteen thousand five hundred forty only) and the same value has also been netted from Total security Investment shown in schedule 8 (Eight).

During the financial year the Bank purchased 7 Govt. securities for ₹ 60,00,00,000/- at ₹ 59,76,55,000/- and sold 7 Govt. Securities for ₹ 60,00,00,000/- at ₹ 60,57,35,000/-. Amortization of AFS Investment for ₹ 1,89,75,000.00/- has been shown in schedule 5 (Five) of the balance sheet.



(c) Details of AFS Investments held by the bank as at 31.03.2022 (₹ In thousands)

Sl No	AFS Investments	Date of Maturity	Date of Settlement	Face value	Unit cost (%)	Book value	Market rate (%)	Market Value	Prov. Made
1	8.08 GS -2022	02.08.2022	29.06.2012	50000.00	98.270	49135.00	101.35%	50675.00	0
2	8.68 Guj-2023	06.02.2023	12.02.2013	5000.00	100.370	50185.00	102.92	51460.00	0
3	8.58 Guj-2023	23.01.2023	05.03.2013	50000.00	99.950	49975.00	102.98	51490.00	0
4	7.59 GS 2029	20.03.2029	21.04.2017	150000.00	105.710	158565.00	104.60	156900.00	1665.00
5	7.57 GS 2033	17.06.2033	10.06.2020	200000.00	110.825	221650.00	105.85	211700.00	9950.00
6	5.85 GS 2030	01.12.2030	31.05.2021	100000.00	99.020	99020.00	95.25	95250.00	3770.00
7	06.10 GS 2031	12.07.2031	07.09.2021	100000.00	99.690	99690.00	96.10	96100.00	3590.00
	<b>Total=</b>			<b>700000.00</b>		<b>728220.00</b>		<b>713575.00</b>	<b>18975.00</b>

(₹ in thousand)

Govt. Securities	Face value	Book value
HTM- Securities	700000.00	728220.00
AFS - Securities	750000.00	758175.00
Total Govt Securities	1450000.00	1486395.00
Total Amortised Amt.		2219.54
Net Gross Investment		1484175.46

4. **Asset Quality :**

(a) Movement of NPA

(₹ in thousands)

Particulars	2021-22	2020-21
(i) Gross NPA at the beginning of the year	543977	322567
(ii) Total reduction during the year	196897	115942
Under which		
(a) Cash recovery	86133	83134
(b) Upgradation	105799	30270
(c) compromise settlement	4965	2538
(iii) Addition of fresh NPA during the year	42675	337352
(iv) NPA at the end of the period	389755	543977
(v) Provision held against NPAs	156731	136140
(vi) % of Gross NPA to total advance	17.55%	28.69%
(vii) Total advance outstanding	2221340	1895954
(a) Standard	1831585	1351977
(b) Sub Standard	101743	253076
(c) Doubtful I	96509	113254
(d) Doubtful II	140046	139973
(e) Doubtful III	51457	37674
(f) Loss Assets	0	0
(viii) Net NPA	233024	407837
(ix) Net advance	2064609	1759814
(x) % of Net NPA to net advance	11.29%	23.18%



## (b) Movement in provision for non-performing advances

(₹ in thousands)

Particulars	31.03.2022	31.03.2021
(i) Opening balance (excluding provision on standard assets)	136140	101963
(ii) Amount adjusted to write-off of loan	—	—
(iii) Provision made / (Reverse) during the year	20591	34177
(iv) Closing balance	156731	136140

## (c) Movement in the provision for standard assets

(₹ in thousands)

Particulars	31.03.2022	31.03.2021
(i) Opening balance	4258	3607
(ii) Provision made during the year	514	651
(iii) Provision written-back during the year	—	—
(iv) Closing balance	4772	4258

## 5. Business Ratios

Particulars	2021-22	2020-21
(i) Interest income as % to average working fund	6.35	6.70
(ii) Non-interest income as % of average working fund	1.20	1.34
(iii) Operating profit as % to average working fund	-0.27	0.07
(iv) Return on assets	-0.74	-1.30
(v) Business per employee	64227.30 thousands	59414.85 thousands
(vi) Net profit per employee	-345.34 thousands	- 491.26 thousands

## 6. Asset Liability Management

Maturity pattern of certain items of Assets and Liabilities

(₹ in thousands)

Assets / Liabilities	Day 1	2-7 days	8-14 days	15-28 days	29 days to 3 months	Over 3 months and upto 6 months	Over 6 months and upto 1 year	Over 1 year and upto 3 years	Over 3 years and upto 5 years	Over 5 years	Total
Advances	6072	5246	2673	11749	50022	263018	261069	1010849	330619	307023	2221340
Deposits	65789	75932	87845	5898	92816	124506	104160	2712866	153760	905685	4329257
Investments	0	0	0	0	0	49135	762360	0	0	1337100	2148595
Borrowings	0	0	0	0	0	59306	219912	0	150464	17400	447082

## 7. Disclosures as per Accounting Standards (AS) in terms of RBI guidelines :

- (a) "AS 5 - Net Profit or Loss for the period, prior period items and changes in the Accounting Policies". There is no change in accounting policy during the year. The impact of prior period items is immaterial in the opinion of the management.

(b) “AS 9 - Revenue Recognition”

Revenue is recognized as per the Accounting Policies disclosed in Schedule 17.

(c) “AS 10 – Accounting for Fixed Assets.”

(i) Accounting for Fixed Assets is done as per the Accounting Policies disclosed in Schedule 17.

(ii) None of the Fixed Assets is revalued during the year.

(d) “AS 17 – Segment Reporting”

All the business of the bank comes under the category of Retail banking segment except the commission earned on Bank assurance which is to be categorized under ‘Other Business’. As the amount under ‘Other Business’ is negligible, this category has not been shown separately. Further, reporting under geographical segment is also not applicable.

(e) “AS 18 – Related Party Disclosures”

(i) Key Management Personnel :

Sl.	Name	Designation
1.	Samarendu Samal	Chairman
2.	T Lhungdim	Director
3.	Khai Siamlal Guite	Director
4.	Sumanta Mohanty	Director
5.	Gurupada Pradhan	Director
6.	Dr. R K Radhesana Devi	Director
7.	Toijam Chingthangkomba Meetei	Director
8.	P Tonghang Zou	Director

(ii) Remuneration Paid to Key Management Personnel :

Sl.	Name	Designation	Remuneration (₹ in .000)	
			2021-22	2020-21
1	Samarendu Samal	Chairman	2792.45	2270.06

(f) “AS 19 – Leases”

(i) Lease rent paid for operating leases is recognized as an expense in the Profit & Loss Account in the year to which it relates.

- (ii) At the expiry of the initial lease term, generally the bank has an option to extend the lease for a further pre-determined period.

(g) "AS 20 – Earnings per Share"

Particulars	Year ended	
	31.03.2022	31.03.2021
Net Profit / (Loss) after tax available for Equity Share Holders (₹ in thousands)	(35225)	(51479)
No. of Equity Share	73122636	58560300
Weighted Average number of Equity Shares	58799436	58560300
Basic and Diluted Earnings per Share (₹)	(0.60)	(0.87)
Nominal Value per Share (₹)	10.00	10.00

(h) "AS 22 – Accounting for taxes"

- (i) Provision for current year Income Tax is not provided as the bank has incurred loss during the year.
- (ii) As there are losses deferred tax asset is not recognized.

(i) "AS 28 – Impairment of Assets"

In the opinion of the Bank, there is no indication of any material impairment of fixed assets and consequently no provision is required.

(j) "AS 29 – Provision, Contingent Liabilities and Contingent Assets"

- (i) Movements in significant provisions have been disclosed at the appropriate places in the Notes & Schedules forming part of accounts.
- (ii) Contingent Liabilities

(Amount in ₹ '000)

Nature of Item	Book value	Conversion factor	
		2021-22	2020-21
Bank guarantee	2900	2900.00 is 100% backed by FD	3300.00
DEAF Fund		998.82	445.03

- (iii) Contingent Assets are not recognized as per accounting policies.

**8. Additional Disclosures :**

The Bank has made a profit of ₹ 7,52,000/- (Rupees Seven lakh fifty two thousand only) on sale of Govt. Security and incurred loss of ₹ 2,82,05,000 (₹ Two crore eighty two lakh five thousand only) on sale of 7 securities during the financial year. Net loss of ₹ 2,74,53,000 (₹ Two crore seventy four lakh fifty three thousand only) on sale of securities is shown in Shedule-16 other Expenditure under the head Loss on Sale of Securities.

**(a) Concentration of Deposits**

(Amount in ₹'000)

Particulars	Year ended	
	31.03.2022	31.03.2021
Total Deposits of twenty largest depositors	640517	488542
Percentage of Deposits of twenty largest depositors to Total Deposits of the Bank	14.79%	12.83%

**(b) Concentration of Advances**

(Amount in ₹'000)

Particulars	Year ended	
	31.03.2022	31.03.2021
Total Exposure to twenty largest borrowers / Customers	80337	94710
Percentage of Exposure to twenty largest borrowers / customers to Total Exposure of the Bank on borrowers / Customers	3.62%	4.99%

**(c) Concentration of NPAs**

(Amount in ₹'000)

Particulars	Year ended	
	31.03.2022	31.03.2021
Total Exposure to top four NPA accounts	16091	22894

## (d) Sector-wise NPAs

( ₹ in thousands )

Sl No	Sector	Current Year			Previous Year		
		Outstanding Total Advances	Gross NPAs	Percentage of Gross NPAs to Total Advances in that sector	Outstanding Total Advances	Gross NPAs	Percentage of Gross NPAs to Total Advances in that sector
A	Priority Sector						
1	Agriculture and allied activities	884174	95904	10.85	735527	114630	15.58
2	Advances to Industries sector eligible as priority sector lending	1096216	280281	25.57	925880	393729	42.52
3	Services	104638	6574	6.28	109625	24922	22.73
4	Personal loans	0	0	0	0	0	0
	Sub-total (A)	2085028	382759	18.36	1771032	533281	30.11
B	Non-Priority Sector						
1	Agriculture and allied activities	0	0	0	0	0	0
2	Industry	0	0	0	0	0	0
3	Services	111145	467	0.42	98464	894	0.91
4	Personal loans	25167	6529	25.94	26458	9802	37.05
	Sub-total (B)	136312	6996	5.13	124922	10696	8.56
	Total (A+B)	2221340	389755	17.55	1895954	543977	28.69



9. Statement on Prudential norms on Capital Risk Asset ratio is as under :

**CAPITAL FUNDS AND RISK ASSETS RATIO (as on 31.03.2022)**

**1 Capital Funds**

(₹ In lakh)

A		<b>31-03-2022</b>
<b>Tier I Capital</b>	paid up capital-Share capital deposits	7312.26
	Statutory Reserves	1.22
	Other disclosed reserves	0
	Surplus in profit and Loss	0
	<b>Total of A</b>	<b>7313.48</b>
B.	Accumulated Loss	6010.44
Deduct	Short provisioning	0
	<b>Total of B</b>	<b>6010.44</b>
	<b>Net of Tier I (A-B)</b>	<b>1303.04</b>
<b>Tier II Capital</b>		
	Standard Assets provision	47.72
	Perpetual bond	174.00
	Loss Reserves	0
	Revaluation Reserve (45% only)	
	Excess Provision	0
	Investment Fluctuation reserve	0
<b>Total Tier II Capital</b>		<b>221.72</b>
<b>As Tier II Capital is limited to 100% of tier I capital for CRAR calculation</b>		<b>221.72</b>
<b>Total Tier I &amp; II Capital</b>		<b>1524.76</b>
<b>Risk weighted asset</b>		<b>21066.68</b>
<b>CRAR</b>		<b>7.24</b>

**Risk weights for calculation of CRAR**

**A. Funded risk assets**

(₹ In lakhs)

Sl. no.	Particulars	Risk weight %	As on 31.03.2022				
	Balances		Book Value	Liquid Security	Provision made	net book value	Risk Weighted Value
I	1 cash, balance with RBI	0	1941.01	0	0	1941.01	0
	2 balance in current a/c with other bank	20	5529.61	0.00	0	5529.61	1105.92
	3 claims on banks	0	0	0	0	0.00	0



II	Investments	0	0	0	0	0	0
1	Investments in government securities	2.5	14841.75	0.00	14.30	14827.45	370.69
2	Investments in other approved securities guranteed by central / state Govt.	2.5	0	0	0	0	0.00
3	Investments in other securities where payments of interest & repayment of principal are guaranteed by central Govt. (This will include investment in IVP, KVP and investment in Bonds where payment of interest and principal is guaranteed by central/state govt.)	2.5	0	0	0	0.00	0.00
4	Investment in other securities where payment of interest and repayment of principal are guaranteed by central / state govt.	2.5	0	0	0	0.00	0.00
5	Investment in other securities where payment of interest and repayment of principal are not guaranteed by central/state govt.	22.5	0	0	0	0.00	0.00
6.	Investment in govt. guaranteed securities of Govt. undertaking which do not form part of approved market borrowing programme.	22.5	0	0	0	0.00	0.00
7.	claims on commercial banks (RIP/FD)	22.5	6865.05	0.00	0	6865.05	1544.64
8.	Investment in subordinated debt instruments and bond issued by public financial institutions for their Tier II capital	102.5	0.00	0.00	0	0.00	0.00
9.	All other investments including investments in securities issued by public financial institution	102.5	0	0.00	0	0.00	0.00



III		Loan and advances					
	1	Loan & Advances including bills purchased & discounted and other credit facilities			0	0	
	(i)	Loan guaranteed by Govt. of India	0	0	0	0	0.00
	(ii)	Loan guaranteed by state Govt.	0	0	0	0	0.00
	(iii)	Loans granted to public sector undertaking of Govt. of India	100	0	0	0	0.00
	(iv)	Loans granted to public sector undertaking of state Govt.	100	0	0	0	0.00
	(v)	Advances covered by DICGC	50	0	0	0	0.00
	(vi)	SSI advances guaranteed by credit guaranteed fund trust for small industries (CGTSI) up to the guaranteed portion.	0	0	0	0	0.00
	(vii)	Housing loans to individual against the mortgage of residential housing properties upto ₹ 20 lakhs.	50	1019.45	173.11	34.98	811.36
	(viii)	Consumer credit including personal loan and credit cards.	125	252.23	10.30	13.59	228.34
	(ix)	loan upto ₹1 lakh against gold and silver ornaments	50	0	0	0	0.00
	(x)	Advances against term deposit, life policies, NSC, IVPs and KVPs where adequate margin is available	0	541.68	541.68	0	0.00
	(xi)	Loan to staff of the bank, which are fully covered by superannuation benefits and mortgage of flat/house.	20	1034.82	16.78	0	1018.04
	(xii)	Other loans (SSI,SBL,SRTO, SHG,PSEP,ATL)	100	19365.22	1237.20	1512.83	16615.18
IV		Other assets					
	1	premises, furniture & fixture and Motor Vehicle	100	77.91			77.91
	2	Other assets	0	0			0.00
	(i)	Interest due on Govt. securities	0	0.00			0.00
	(ii)	Accrued interest on CRR balances and claims on RBI on account of Govt. transaction (net claims of Govt./RBI on banks on account of such transaction)	0				0.00





	(iii)	Income tax deducted at source (net of provision)	0				0.00	0.00
	(iv)	Advance tax paid (net of provision)	0				0.00	0.00
	(v)	All other assets	100	457.62			457.62	457.62
<b>V</b>	<b>Market risk on open positions</b>							
	1	Market risk on foreign exchange open position (Applicable to Authorised Dealers only)	100				0.00	
	2	Market risk on open gold position (Dealers only)	100				0.00	
<b>Part C - Weighted Non-fund Exposure/Off-balance sheet items</b>								
	Nature of item							
	Bank Guarantee		100	29	29	0	0.00	0.00
	<b>Total (excluding contra)</b>			51955.35	2008.07	1575.70	48371.58	21066.68

10. Uncertainty due to Covid-19 Pandemic is improving and the management is evaluating the situation and its impact on its business operations on ongoing basis.
11. RBI has imposed a penalty of ₹ 13284/- for CRR default.
12. Previous Year's figures have been regrouped/rearranged wherever considered necessary to make them comparable with those of the current year.

(T Lungdim)  
Director

(Attended online)  
(Gurupada Pradhan)  
Director

(Absent)  
(P Tonghang Zou)  
Director

(Leave of absence)  
(KS Guite)  
Director

(Dr. RK Radhesana Devi)  
Director

(Samarendu Samal)  
Chairman



For and on behalf of the Board of Directors

(Sunil Agrawal)  
Director

(T. Chingthangkomba Meetei)  
Director

As per our report on even date annexed  
For **Deoki Bijay & Co.**  
Chartered Accountants  
FRN 313105E

CA Ramesh Kr. Chokhani  
Partner  
M.N. 062081

Place : Imphal  
Dated : 28.04.2022



# MANIPUR RURAL BANK

## CASH FLOW STATEMENT FOR THE YEAR ENDED 31.03.2022

(Amount in ₹'000)

	Current Year 2021-22	Previous year 2020-21
<b>A CASH FLOW FROM OPERATING ACTIVITIES</b>		
1 Surplus / (deficit) for the year	-35,225	-51,479
2 Adjustments for the non-operating income/expenses		
2.1 Depreciation	5,780	5,741
2.2 (Profit) or Loss on sale of Investments (net)	-752	-12,665
2.3 (Profit) or Loss on revaluation of Investments	29,635	-
2.4 Provision for Non-Performing assets	24,177	30,000
2.5 Provision for standard assets	513	652
2.6 Transfer to Reserves (net)	-	-
2.7 Dividend/Earnings from Investing Activity	-1,24,306	-94,876
2.8 Interest on capital instruments (Financing activity)		
2.9 Deferred Revenue Expenditure written off		
<b>Sub TOTAL</b>	<b>-1,00,178</b>	<b>-1,22,627</b>
3 Adjustment for		
3.1 Increase/(Decrease) in Deposits	5,22,114	6,69,702
3.2 Increase / (decrease) in Borrowings	2,98,230	-1,42,943
3.3 (increase)/decrease in Investments	-54,394	-5,08,952
3.4 (increase)/decrease in Advances	-3,04,795	-2,29,181
3.5 Increase / (Decrease) in other liabilities & provisions	-3,17,371	3,60,589
3.6 (increase)/decrease in Other Assets	2,31,456	59,992
<b>SUB TOTAL</b>	<b>3,75,240</b>	<b>2,09,207</b>
TAXES PAID	-	
<b>Cash Flow from Operating Activities</b>	<b>2,75,062</b>	<b>86,580</b>
<b>B CASH FLOW FROM INVESTING ACTIVITIES</b>		
1 Interest earned on Investments	1,24,306	94,876
2 (Increase)/decrease in Fixed Assets	5,607	-1,805
<b>Net Cash from Investing Activities</b>	<b>1,29,913</b>	<b>93,071</b>

**C CASH FLOW FROM FINANCING ACTIVITIES**

1	Proceeds from issue of share capital	1,45,623	—
2	Increase in Statutory Reserve		
	Increase in Other Reserves	—	—
	<b>Net Cash Flow from Financing Activities</b>	<b>—</b>	
D	<b>Net Increase/(Decrease) in Cash Equivalents (A+B+C)</b>	<b>4,04,975</b>	<b>1,79,651</b>
E	<b>Cash and Cash Equivalent at the beginning of the year</b>	<b>10,28,592</b>	<b>8,48,941</b>
F	<b>Cash and Cash equivalent at the end of the year</b>	<b>14,33,567</b>	<b>10,28,592</b>

Note : Cash & Cash Equivalent includes term deposits with PNB & Nabard

	6,86,505	3,49,557
--	----------	----------

Cash flow is prepared on indirect method

The deposits include ₹. 228000 (₹in thousand) kept as lein with PNB

(T Lungdim)  
Director

(Attended online)  
(Gurupada Pradhan)  
Director

(Absent)  
(P Tonghang Zou)  
Director

(Leave of absance)  
(KS Guite)  
Director

(Dr. RK Radhesana Devi)  
Director

(Samarendu Samal)  
Chairman

For and on behalf of the Board of Directors

(Sunil Agrawal)  
Director

(T. Chingthangkomba Meetei)  
Director

As per our report on even date annexed

For **Deoki Bijay & Co.**  
Chartered Accountants  
FRN 313105E

CA Ramesh Kr. Chokhani  
Partner  
M.N. 062081

Place : Imphal  
Dated : 28.04.2022

